

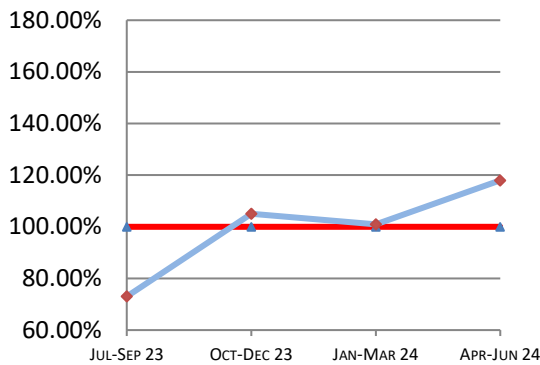
Montana Supreme Court

Case Processing Measures

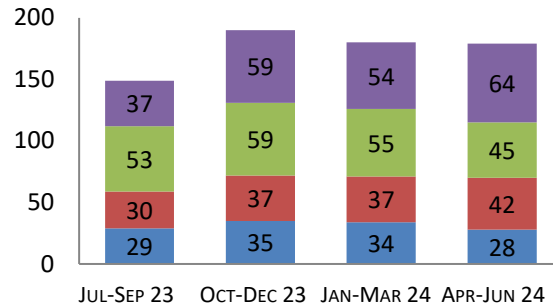
Quarterly Report

Apr-Jun 2024

Case Clearance



Manner of Disposition



Published Opinion (blue) Non-Cite Opinion or Memorandum (red)
Closed Other (green) Original Proceeding Dispositive Order (purple)

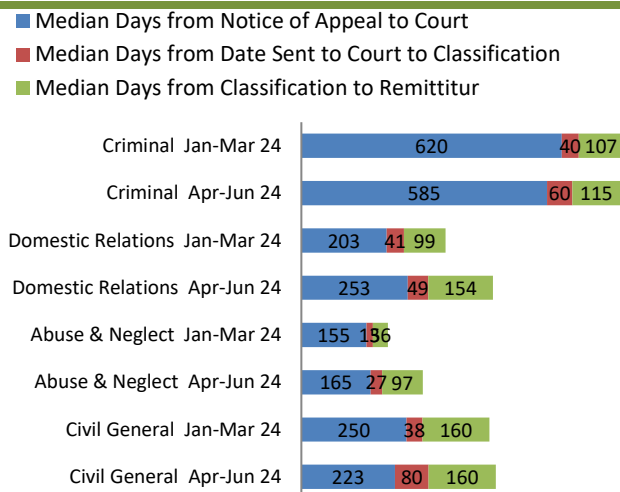
Age of Pending Cases as of: 07/01/24

Age in Days from Date Sent to Court	# Cases Less than 180 Days Old	# Cases More than 180 Days old	Percent Current (less than 180 days old)
Direct Appeal			
Civil General	64	15	81%
Domestic Relations	14	2	88%
Abuse & Neglect	3	0	100%
Criminal	73	12	86%
Direct Appeal All	154	29	84%
Original Proceedings	20	0	100%

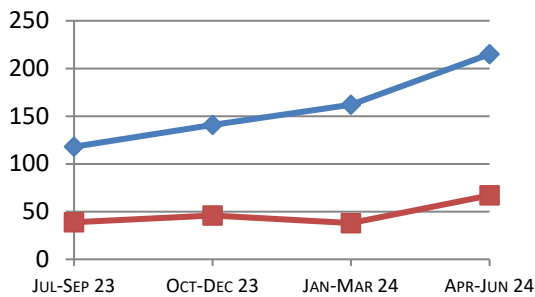
2nd Quarter 2024 Highlights

- * Case Clearance Rates increased by 18% between Q1 2024 and Q2 2024.
- * Median Days from Notice of Appeal to Court in Domestic Relations and Abuse & Neglect saw a reduction between Q1 2024 and Q2 2024.
- * Time to Disposition rates increased between Q1 2024 and Q2 2024

Direct Appeal Lifecycle - Median Days by Case Type



Time to Disposition



Direct Appeals (blue) Original Proceedings (red)

Case Clearance: The ratio between the number of cases closed (outgoing) and the number of cases filed (incoming).

Manner of Disposition: The manner by which the Court disposes of its cases.

Age of Pending Cases: The age of the Court's active cases (does not include stayed cases).

Time to Disposition: The length of time (median days) it takes the Court to dispose of cases.

Baseline information and a description of the methodology used is available at www.courts.mt.gov