

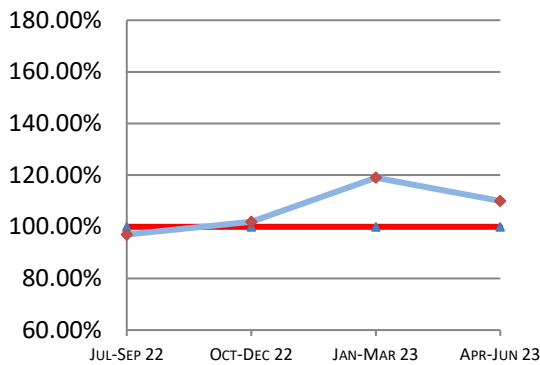
Montana Supreme Court

Case Processing Measures

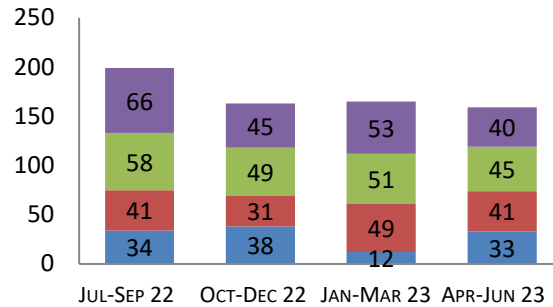
Quarterly Report

Apr-Jun 2023

Case Clearance



Manner of Disposition



Published Opinion Non-Cite Opinion or Memorandum
 Closed Other Original Proceeding Dispositive Order

Age of Pending Cases as of: 07/01/23

Age in Days from Date Sent to Court	# Cases Less than 180 Days Old	# Cases More than 180 Days old	Percent Current (less than 180 days old)
Direct Appeal			
Civil General	54	9	86%
Domestic Relations	10	1	91%
Abuse & Neglect	7	0	100%
Criminal	42	2	95%
Direct Appeal All	113	12	90%
Original Proceedings	17	1	94%

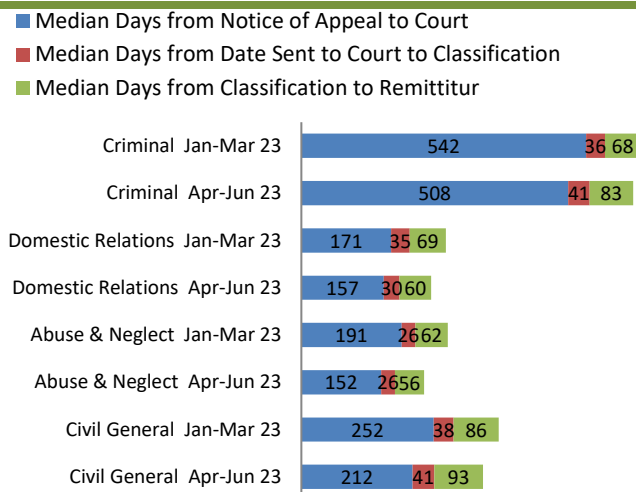
2nd Quarter 2023 Highlights

* Case Clearance rates trended down slightly in Q2 2023 with Q1 rates being at 118% and Q2 rates being at 109%.

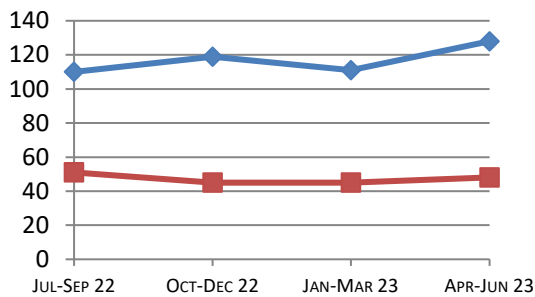
* Time to Disposition rates in Q2 2023 increased slightly in Direct Appeals and held steady in Original Proceedings.

* Median Days from Notice of Appeal to Court decreased in all case categories between Q1 2023 and Q2 2023.

Direct Appeal Lifecycle - Median Days by Case Type



Time to Disposition



Direct Appeals Original Proceedings

Case Clearance: The ratio between the number of cases closed (outgoing) and the number of cases filed (incoming).

Manner of Disposition: The manner by which the Court disposes of its cases.

Age of Pending Cases: The age of the Court's active cases (does not include stayed cases).

Time to Disposition: The length of time (median days) it takes the Court to dispose of cases.

Baseline information and a description of the methodology used is available at www.courts.mt.gov