

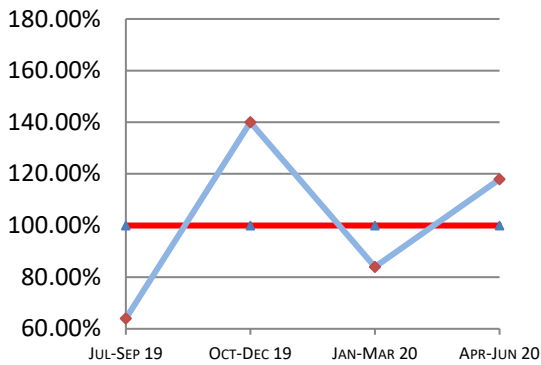
# Montana Supreme Court

## Case Processing Measures

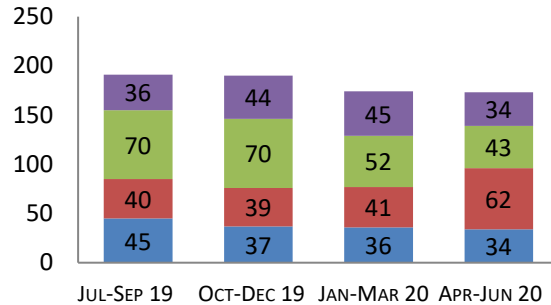
### Quarterly Report

# Apr-Jun 2020

#### Case Clearance



#### Manner of Disposition



Published Opinion    Non-Cite Opinion or Memorandum  
 Closed Other    Original Proceeding Dispositive Order

#### Age of Pending Cases as of 7/1/2020

Data Unavailable

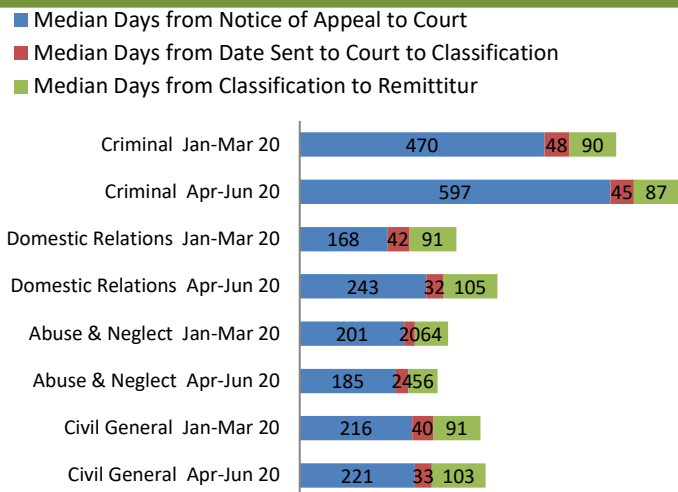
#### 2nd Quarter 2020 Highlights

Case Clearance rates increased from 80% to 120% in Q2 of 2020 over Q1 of 2020.

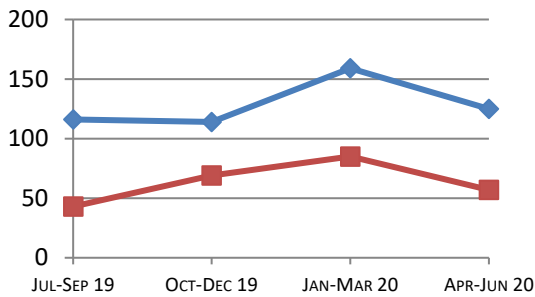
Time to Disposition for Direct Appeals decreased by 11 days in Q2 of 2020 over Q1 of 2020.

Time to Disposition for Original Proceedings decreased slightly in Q2 of 2020 over Q1 of 2020.

#### Direct Appeal Lifecycle - Median Days by Case Type



#### Time to Disposition



Direct Appeals    Original Proceedings

**Case Clearance:** The ratio between the number of cases closed (outgoing) and the number of cases filed (incoming).

**Manner of Disposition:** The manner by which the Court disposes of its cases.

**Age of Pending Cases:** The age of the Court's active cases (does not include stayed cases).

**Time to Disposition:** The length of time (median days) it takes the Court to dispose of cases.

Baseline information and a description of the methodology used is available at [www.courts.mt.gov](http://www.courts.mt.gov)

