

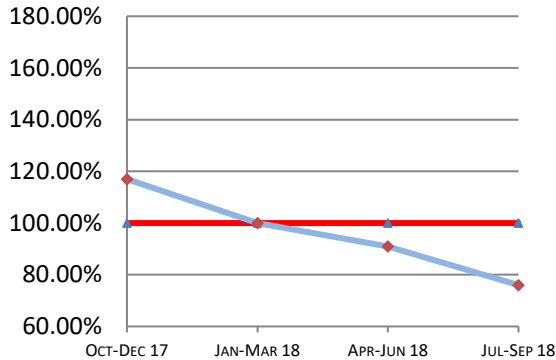
Montana Supreme Court

Case Processing Measures

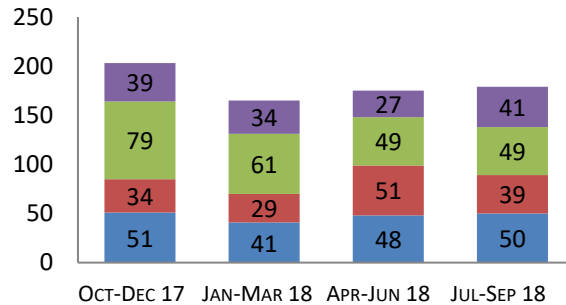
Quarterly Report

Jul-Sep 2018

Case Clearance



Manner of Disposition



Published Opinion Non-Cite Opinion or Memorandum
Closed Other Original Proceeding Dispositive Order

Age of Pending Cases as of: 10/01/18

| Age in Days from Date Sent to Court | # Cases Less than 180 Days Old | # Cases More than 180 Days old | Percent Current (less than 180 days old) |
|-------------------------------------|--------------------------------|--------------------------------|--|
| Direct Appeal | | | |
| Civil General | 41 | 4 | 91% |
| Domestic Relations | 13 | 0 | 100% |
| Abuse & Neglect | 7 | 0 | 100% |
| Criminal | 30 | 1 | 97% |
| Direct Appeal All | 91 | 5 | 95% |
| Original Proceedings | | | |
| | 25 | 0 | 100% |

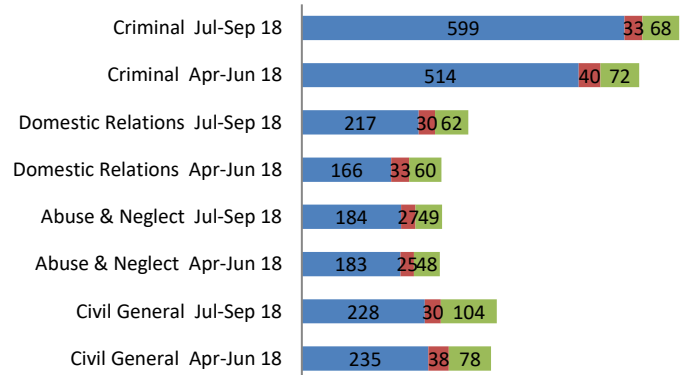
3rd Quarter 2018 Highlights

* Case Clearance rates decline 15% in Q3 2018 over Q2 2018. Clearance rates in Q3 sit at 76%, with 42 cases filed and 32 cases closed.

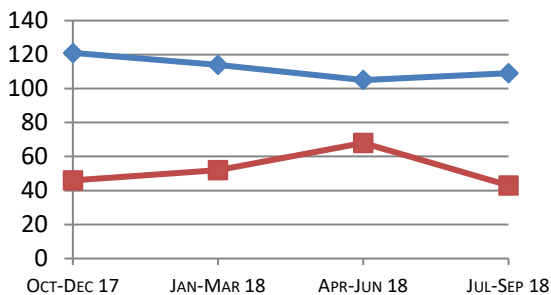
* In Q3 2018, Direct Appeals Time to Disposition days increased very slightly while Original Proceedings rates dropped by 25 days.

Direct Appeal Lifecycle - Median Days by Case Type

- Median Days from Notice of Appeal to Court
- Median Days from Date Sent to Court to Classification
- Median Days from Classification to Remittitur



Time to Disposition



Direct Appeals Original Proceedings

Case Clearance: The ratio between the number of cases closed (outgoing) and the number of cases filed (incoming).

Manner of Disposition: The manner by which the Court disposes of its cases.

Age of Pending Cases: The age of the Court's active cases (does not include stayed cases).

Time to Disposition: The length of time (median days) it takes the Court to dispose of cases.

Baseline information and a description of the methodology used is available at www.courts.mt.gov