

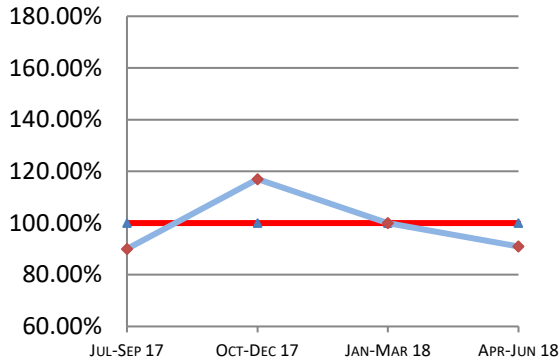
Montana Supreme Court

Case Processing Measures

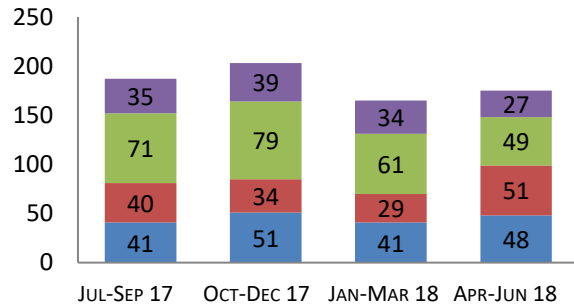
Quarterly Report

Apr-Jun 2018

Case Clearance



Manner of Disposition



Published Opinion (blue) Non-Cite Opinion or Memorandum (red)
 Closed Other (green) Original Proceeding (purple) Dispositive Order (light blue)

Age of Pending Cases as of: 07/01/18

Age in Days from Date Sent to Court	# Cases Less than 180 Days Old	# Cases More than 180 Days old	Percent Current (less than 180 days old)
Direct Appeal			
Civil General	37	4	90%
Domestic Relations	14	0	100%
Abuse & Neglect	18	0	100%
Criminal	36	2	95%
Direct Appeal All	105	6	95%
Original Proceedings			
	15	1	94%

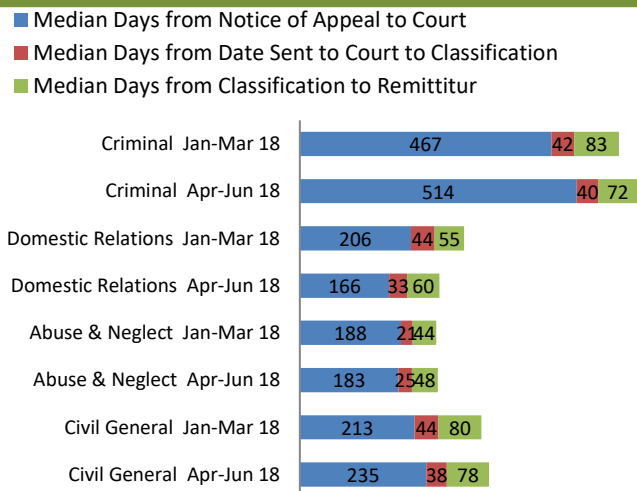
2nd Quarter 2018 Highlights

* Time to disposition rates for continue to decrease for Direct Appeals and increase slightly for Original Proceedings.

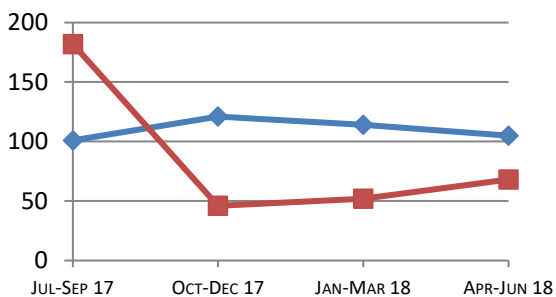
* Domestic Relations case median days decreased by 40 days between Q1 2018 and Q2 2018.

* Case Clearance rates decreased slightly in Q2 2018.

Direct Appeal Lifecycle - Median Days by Case Type



Time to Disposition



Direct Appeals (blue) Original Proceedings (red)

Case Clearance: The ratio between the number of cases closed (outgoing) and the number of cases filed (incoming).

Manner of Disposition: The manner by which the Court disposes of its cases.

Age of Pending Cases: The age of the Court's active cases (does not include stayed cases).

Time to Disposition: The length of time (median days) it takes the Court to dispose of cases.

Baseline information and a description of the methodology used is available at www.courts.mt.gov