

MINUTES

**MONTANA SENATE
54th LEGISLATURE - REGULAR SESSION**

COMMITTEE ON EDUCATION

Call to Order: By **CHAIRMAN DARYL TOEWS**, on January 20, 1995, at
1:00 p.m.

ROLL CALL

Members Present:

Sen. Daryl Toews, Chairman (R)
Sen. John R. Hertel, Vice Chairman (R)
Sen. C.A. Casey Emerson (R)
Sen. Delwyn Gage (R)
Sen. Loren Jenkins (R)
Sen. Kenneth "Ken" Mesaros (R)
Sen. Steve Doherty (D)
Sen. Gary Forrester (D)
Sen. Barry "Spook" Stang (D)
Sen. Mignon Waterman (D)

Members Excused: N/A

Members Absent: N/A

Staff Present: Eddye McClure, Legislative Council
Janice Soft, Committee Secretary

Please Note: These are summary minutes. Testimony and
discussion are paraphrased and condensed.

Committee Business Summary:

Hearing: SB 118, SJR 5
Executive Action: SJR 5

EXECUTIVE ACTION ON SENATE BILL 79

Motion/Vote: SEN. JOHN HERTEL MOVED THAT SB 79 BE RECONSIDERED.
Motion carried on a 7-2 voice vote, with SEN. MIGNON WATERMAN
and SEN. GARY FORRESTER voting "No."

Motion: SEN. BARRY "SPOOK" STANG MOVED THAT SB 79 BE TABLED.

Discussion: SEN. GARY FORRESTER stated that SB 79 stops forced
consolidation because forced annual reporting is amended out and
districts do have a choice regarding consolidation by voting
every seven years. He suggested that it go to the floor and that
SEN. BOB BROWN hear some of the concerns.

SEN. HERTEL commented that one of the reasons he made the motion was because SB 79 merited getting out on the Senate floor for comments.

SEN. DELWYN GAGE commented that he favored local control because he felt that local folks know their districts; they know when consolidation is feasible and when it is not.

SEN. STANG reported that he had talked to SEN. BROWN who said that he would prefer not to bring SB 79 to the Senate floor; therefore, he made the following motion:

Motion/Vote: SEN. STANG MOVED THAT SB 79 BE TABLED. Motion carried on a 7-2 voice vote, with SEN. HERTEL and SEN. FORRESTER voting "No."

HEARING ON SJR 5

Opening Statement by Sponsor:

SEN. CHARLES "CHUCK" SWYSGOOD, SD 17, stated that SJR 5 is under consideration because past work to preserve historic Virginia City is threatened to be destroyed due to a lack of funding.

SEN. SWYSGOOD went on to say that Virginia City meets the criteria for national park status and asked that legislation give support for pursuing that status. He presented lists of people, both international and state-wide, who visited in the last few years. EXHIBITS 1 & 2

Proponents' Testimony:

Brian Cockhill, Director of the Montana Historical Society, articulated that the Historical Society Board, staff and membership believe that Virginia City is one of two or three most important sites in the western United States. The Park Service has listed several options for managing Virginia City but at this time no decision has been made. He felt that SJR 5 would be the first step in the process of Virginia City becoming a national park because it would urge Congress to move forward. He stated that he hoped the committee would be impelled to save one of Montana's most important sites.

Matthew Cohn, Director of Travel Montana, Department of Commerce, stated that they too were in full support of this resolution.

Linda Hamilton, Mayor of Virginia City, read her testimony. EXHIBIT 3. She also presented a signed petition which supported SJR 5. EXHIBIT 4

John Noyes, Virginia City Preservation Alliance, asked for support of SJR 5. He wanted to clarify that the in-state list from SEN. SWYSGOOD showed people who had signed cards for the

support of the National Park Service to take over Virginia City. These cards were sent to their congressmen. The international list shows that people from 82 countries signed the guest book.

REP. KARL OHS, HD 33, declared support for **SJR 5** because Virginia City was in his district and because making it a national park was good for the state of Montana.

John D. Ellingsen, Virginia City, urged the committee's support.

Dan Ritter, Montana Chamber of Commerce, wanted to add the Chamber's support because Virginia City preserves some of Montana's heritage.

Kathy Macefield, Montana Preservation Alliance, said that the Alliance had a strong interest in supporting the preservation of Virginia City and hoped that the committee would support **SJR 5**. She also presented some written testimony. **EXHIBIT 5. Ms. Macefield** also mentioned that board members from the Alliance were present.

Gloria Hermanson, Montana Cultural Advocacy, gave support.

Marcella Sherfy, Montana Historical Society, expressed support and gave a letter from the National Trust for Historic Preservation. **EXHIBIT 6**

Leisa Smith, Carroll College, spoke in support of **SJR 5** because some of her family were the original members of the Virginia City Players and she mentioned that she has continued in that line. **Ms. Smith** also stated that she spent her growing years residing in Virginia City and many of the residents there were personal friends. She also has worked with Bovey Restorations and has watched Virginia City deteriorate to the point where there is not much time left to save it. She said that because of her experiences there, she was more connected to Montana and to history because she was artistically and historically involved.

Kelly Elser, Mayor of Sheridan, MT, gave support as a neighboring city.

Rand Bradley, Montana Virginia City Alliance, showed support.

Opponents' Testimony: None.

Questions From Committee Members and Responses:

SEN. FORRESTER said that Congress was considering a balanced budget amendment and he was wondering from where the money would come for this. **SEN. SWYSGOOD** answered by saying that he wasn't sure but he hoped Congress would allot funds for the National Park Service and that this would be one of its top priorities.

SEN. FORRESTER then related that for every tax dollar Montana pays, it receives two from the federal government, which means that projects are prioritized and that includes the Lewis & Clark Interpretive Center. **SEN. FORRESTER** asked **SEN. SWYSGOOD** whether he would be willing to put the Virginia City project on a priority list. **SEN. SWYSGOOD** replied that there was a bill in the process which will deal with state issues, including the Lewis & Clark Interpretive Center. He said that he would support the Lewis & Clark Interpretive Center's submitting a resolution to Congress such as Virginia City is doing.

SEN. FORRESTER asked **Linda Hamilton** if she would be willing to accept the federal mandates that come with federal money. **Ms. Hamilton** said that they were aware of the strings attached but at this point there didn't seem to be any alternative if Virginia City is to be preserved. **SEN. FORRESTER** further declared that the strings attached could include endangered species, such as the wolf, and wondered if she would favor that. **Ms. Hamilton** replied, "The four-legged or the two-legged one?"

SEN. EMERSON asked **SEN. SWYSGOOD** what the price tag would be and he replied that all the details had not yet been worked out, but the money for the Bovey part would come from the National Park Service budget.

SEN. KEN MESAROS asked what area is to be designated and was told it was about 2,000 acres.

SEN. WATERMAN asked if some of the Bovey portion would be donated or whether it would all be purchased. **SEN. SWYSGOOD** replied that it would be purchased. **Ms. Hamilton** answered that there were about 29 buildings on the list to be purchased, though that was not the entire holdings of Bovey Restorations. **SEN. WATERMAN** also wanted to know the price Mr. Bovey was asking for his share. **Ms. Hamilton** said that an appraisal of the artifacts had not yet been done and they are part of the Bovey holdings.

SEN. GAGE asked if businesses and entrepreneurs were opposed to this idea (National Park status) or did they support it? **John Noyes** stated that it was his understanding that only the 29 buildings are involved. The remainder of the businesses are not affected but there will be a concessionaire within the 29 buildings that would suit the National Park Service, which really would not be much different from the present situation where concessionaires rent from Bovey Restorations. **Robert Gabler, partner in Alder Gulch Outfitters in Virginia City,** felt that the National Park designation was critical to the Outfitters' survival as a business and he thought that the other independent businesses in the area felt the same way.

SEN. GAGE wondered about the decrease in taxable valuation because of the property going off the tax rolls if national park status were to be achieved. **Ms. Hamilton** replied that most of the buildings are in severe disrepair so the taxable valuation is

minimal. She thought that once the buildings were restored, taxable valuation increase. **SEN. GAGE** went on to say that sometimes a person thinks that a decision affects only the local area, but when state-wide mills are involved, the whole state of Montana is affected.

SEN. JENKINS thanked the people from Virginia City for keeping their remarks short.

Closing by Sponsor:

SEN. SWYSGOOD closed by saying that there probably isn't a person in Montana who hasn't heard of Virginia City and its importance to both the state and western historical culture. One of the neat things about Virginia City is that people still live and work there so it isn't a ghost town. Also, people from all over the world come to visit.

The National Park Service has given several alternatives to preserve it, and the one chosen is the partnership park where the National Park Service takes the lead in the early stages of development. **SEN. SWYSGOOD** went on to say that over time other organizations such as the Virginia City Preservation Alliance would assume management and responsibility based on their financial and technical capabilities. The Park Service would provide training and other aspects necessary according to the capabilities of the partners. The partnership idea is unique because there are very few in the United States or in the world. **SEN. SWYSGOOD** stressed that this would not be the type of national park with which we are familiar (Yellowstone), but it would be a natural working partnership with local people and the National Park Service cooperating to preserve and retain one of the most unique and interesting places in the United States.

SEN. JENKINS moved that executive action be taken on **SJR 5** before the Virginia City delegation leave. Motion carried.

EXECUTIVE ACTION ON SENATE JOINT RESOLUTION 5

Motion/Vote: **SEN. MESAROS** MOVED THAT SENATE JOINT RESOLUTION 5 DO PASS. Motion carried by a unanimous voice vote.

HEARING ON SB 118

Opening Statement by Sponsor:

SEN. JOHN HERTEL, SD 47, said **SB 118** is an act to authorize school districts to estimate non-levy revenue in computing the levy requirement for the district's general fund budget. During the 1993 legislative session, **HB 667** was passed -- a funding mechanism for schools. There was a last-minute provision

addressing school districts' revenue anticipation in the general fund. Before HB 667 came into existence, schools were allowed to anticipate the coming year's revenue to lower their district levies and the state GTB subsidies. HB 667 mandated that districts use prior year revenues on the ensuing year's budget; this was supposed to save additional state money.

An example: A district which received \$170,000 in non-levy revenue two years ago was forced to use this figure in figuring last year's budget. However, last year the non-levy revenue only brought in \$100,000, so a \$70,000 hole was left in the capped budget.

Before HB 667, non-levy revenue was anticipated by districts. Districts which over-estimated their revenue had no way to make up the difference; thus, districts were conservative with the estimates and any amount received over the estimate was part of the fund balance reappropriated, which is the first funding source for the middle area in the funding schedule of HB 667. By adding this provision to HB 667, the state postponed its GTB obligation by one year. It helped with the state's finances but school districts suffered. This in turn caused some districts to levy more tax dollars than were needed.

Proponents' Testimony:

Lynda Brannon, Executive Director of Montana School Business Officials (MASBO), began by saying that if SB 118 were passed, schools would be allowed to manage themselves. Mandating that school districts or any governmental entity estimate more revenue than received last year ties their hands. **SEN. HERTEL'S** example showed a school district which received less revenue but **Ms. Brannon** gave an example that worked the other way: A school district which is tied to last year's revenues may have wanted to estimate those revenues, thereby reducing property taxes, but HB 667 will not allow it to do so.

Ms. Brannon distributed a diagram to further illustrate her testimony (**EXHIBIT 7**) to which she referred for the following remarks: When HB 667 was put in place, school district budgets were capped and they were told how much budgeting authority they had; in other words, they could not choose a budget of their own liking. A section of HB 667 was funded by Guaranteed Tax Base Subsidy. In this example, let's say that the middle 40% is \$500,000 worth of budget authority, and the school district is mandated to have a certain level of budget authority. State law and administrative rules say that the first source of funding must be the fund balance reappropriated, which means that this must be first be used before the district can go to its taxpayers and accelerate any of the GTB Subsidy.

Ms. Brannon went on to say that the second source of funding to fill the hole in budgeting authority would be the white area in the diagram, which is called the non-levy revenue. She further

explained that the top level of the diagram shows that whatever is left to fill the hole is to be supplied by the state GTB Subsidy and the district levy.

Ms. Brannon further explained that the example shows that the district received \$50,000 as fund balance reappropriated. The non-levy revenue was \$130,000 last year but since the interest has dropped, interest income this year is only \$70,000, which makes it short \$60,000. The income from motor vehicle fees showed an increase, while income from tuition and personal property tax reimbursement showed decreases. The state is expecting the school district to have the same money they received in non-levy revenue from last year to this year. This example shows that this district is short \$84,000. She also pointed out that if the district receives more money than budgeted, it cannot anticipate the amounts to use to reduce the district levy.

Ms. Brannon summed up her example by saying that districts which receive more non-levy revenue than they received the previous year may wish to use that revenue to lower their district levy for the current year. If districts received more non-levy revenue the previous year than this year they're short of cash so they will have to utilize reserves or cut back on expenditures if they don't have reserves.

Ms. Brannon reminded the committee that in this whole process, the schools paid the price for the state's cash flow. The fiscal note states that there is \$1.25 million that could be passed on to district taxpayers but that mentions FY '96, and the amount is just a guess. If the folks who receive more non-levy revenue can anticipate more, the \$1.25 million would decrease. The bottom line is that **SB 118** would again give districts control because it would provide the flexibility to anticipate revenues, thus saving money for their taxpayers. The state controls district budget authority and the amount received per student.

Ms. Brannon urged committee members to talk to their constituents and then Do Pass on **SB 118**.

Bob Oderman, President, Montana School Business Officials (MASBO), spoke in favor of **SB 118**, saying that the Butte school district had spent the last five years building up its cash reserves to a 7% level, even though HB 667 allows 10% reserves. **Mr. Oderman** went on to say that if Butte reappropriates cash into its budget for the following year, the reserves are used to help in the interest income, i.e. the larger the reserves, the more the interest income. If cash reserves must be used to plug the hole, the result will be less interest income even though the budget will be required to be based on the previous year's larger interest income.

Mr. Oderman shared the fact that in 1992-93 Butte's non-levy revenue amounted to \$333,000 in the elementary district and

\$219,000 in the high school district. Non-levy revenue actually collected was \$229,000 and \$143,000, respectively. If the non-levy revenue decreases following the year the figures are frozen, the result is a hole that cannot be plugged without lowering cash reserves. He also shared that at the end of 1993-94, Butte's cash reserves had dwindled to 4%; included in the cash reserves is an accounts receivable from the state for the June Direct State Aid payment which will not be received until July in the next fiscal year.

Mr. Oderman went to explain that the process doesn't allow school districts to estimate where they are. If it were possible to lower non-levy revenue estimates, district levies could be lowered also. In addition, the Butte district is an almost 100% matched guaranteed tax base, so if the levies could have been lowered and if the guaranteed tax base could have subsidized, the \$181,000 hole would have been filled. As it was, the district ended up filling the deficit from the district reserves and the state did not pay \$85,000 Guaranteed Tax Base; therefore, the Butte district ended up footing the bill for having to keep the non-levy estimate the same as the prior year. **Mr. Oderman** urged Do Pass on SB 118.

Rand Bradley, Superintendent of Twin Bridges and Madison County, affirmed what the other two proponents had voiced. He also said that it was much more realistic to use the district's own estimates and illustrated by saying that in Madison County large ranches were bought which ran 10,000 sheep, 1,200 cattle and 200 yearling buffalo. This impacts the tax portion of non-levy revenues. **Mr. Bradley** asked support for SB 118.

Don Waldron, Montana Rural Education Association (MREA), gave a written testimony (**EXHIBIT 8**) but went on to clarify the question he posed in his testimony; he hoped it was "may" anticipate rather than "must" anticipate. He hoped that SB 118 gave assurance of that, because school districts would have an opportunity to level out the tax burden on their taxpayers. **Mr. Waldron** urged support of SB 118.

Loran Frazier, School Administrators of Montana (SAM), added to the above testimony that in back past practice, the legislative body did not have control as it now does. The legislative control and caps make it more important to do the estimations than carrying the year over. **Mr. Frazier** urged support of SB 118.

Michael Keedy, Montana School Boards Association (MSBA), said that MSBA endorses SB 118. He said that they agreed with the previous witnesses who feel that the current law is unfair because it requires school districts to be shackled by past experiences rather than enabling them to be responsive to current reality and to prepare for the future. **Mr. Keedy** stated that MSBA is wholeheartedly in support of SB 118.

Daniel Sybrant, Superintendent of Schools in Pryor, & president of South Central School Administrators Association, voiced that he rose in support of SB 118.

Opponents' Testimony:

Kathy Fabiano, Office of Public Instruction (OPI), opposed SB 118 because of its effective date, July 1, 1995. **Ms. Fabiano** went on to say that when HB 667 was passed, the appropriation included the cost of reprogramming OPI's computer system to accommodate the changes that HB 667 would bring. The appropriation also required that changes be made to provide for electronic reporting by school districts for budgets and year-end financial reports. The system is complicated and requires much time to reprogram; therefore, the changes that SB 118 calls for could not be in place by July 1, 1995. **Ms. Fabiano** asked that SB 118 be amended to change the effective date to July 1, 1996.

Questions From Committee Members and Responses:

SEN. WATERMAN wondered if October 1, 1995, would be a workable effective date, which would then be in place for the 1995-96 school year. **Kathy Fabiano** answered that it would not be feasible because school districts begin the budget process as early as June or July; in fact, OPI is out training the business officials on the new forms, budget system, etc., as early as May. Even an October 1 effective date would require that the system be up and running and ready for use in June and in September because of the final budgets. **Ms. Fabiano** also pointed out that OPI would need funding for the required reprogramming to accommodate SB 118. The estimated cost for that is \$25,000.

SEN. JENKINS asked how long it would take to get the system reprogrammed. **Ms. Fabiano** answered by saying that she wasn't sure exactly how long it would take; however, she did know that it could be in place for the 1996-97 school year but not for 1995-96.

SEN. MESAROS asked **Don Waldron** about his question of "may anticipate" vs. "shall anticipate." **Mr. Waldron** replied that historically school districts were required to estimate revenue within a certain mill framework and if districts did not do that, they were penalized. This is not addressed in SB 118 and **Mr. Waldron** wanted to make sure that it wasn't.

SEN. JENKINS questioned some information on the fiscal note -- his interpretation was that someone was absorbing the shortfall of about \$24.5 million and he wondered whether **Ms. Brannon** agreed. **Ms. Brannon** stated that she got school lists for 1992-93 and 1993-94 which showed budgeted income vs. income actually received. **EXHIBITS 9 & 10**. She assumed that the \$2.45 million increase pertained to the base levy, but didn't know if districts were included who wished to anticipate the monies they actually received.

{Tape: 1; Side: B; Approx. Counter: ; Comments: .}.}

Ms. Brannon went on to say that if a school district receives more money than anticipated, it is put into fund balance reappropriated at the end of the fiscal year. It is to be used the following year which saves the taxpayers money. The wording on the fiscal note is for FY 1996 only.

SEN. JENKINS stated that the base budget cost will increase; therefore, did **Ms. Fabiano** believe that the increase will be \$2.45 million because of the reduction in the non-levy revenue anticipated. **Ms. Fabiano** answered in the affirmative, explaining that in FY '93 (before HB 667 and when districts were allowed to estimate revenues) districts underestimated the revenues by \$6.8 million. When the non-levy revenue is underestimated and a levy is imposed on the district, the state subsidizes that levy with Guaranteed Tax Base. FY '94, under HB 667, showed that districts estimated their non-levy revenue within \$154,000; however, individual districts in FY '93 and in FY '94 both over-and underestimated their non-levy revenues. The difference is that in FY '93 when districts underestimated they chose to, while in FY '94 the under-or overestimation was outside their control.

SEN. JENKINS asked affirmation from **Ms. Fabiano** that districts will be conservative on non-levy estimates, causing the state to pay more Guaranteed Tax Base monies for the first year only. **Kathy Fabiano** concurred. **SEN. JENKINS** then wanted to know what would happen to districts which were caught under current law with under-appropriation because of being tied to previous year's non-levy revenue. **Ms. Fabiano** replied that when the revenue doesn't come in, the districts either have to reduce expenditures or use their reserves.

SEN. FORRESTER commented that **SB 118** is trying to undo one of the mechanisms put into place by HB 667, and he felt that this could be the start of undoing HB 667. **Ms. Fabiano** responded by saying that this component of HB 667 was included because it was a known fact that if districts underestimated their non-levy revenue, the state would subsidize the shortfall through Guaranteed Tax Base monies. Conservative budgeting did allow districts to underestimate those revenues. She went on to say that HB 667 also required districts to use actual amounts received in the prior year from Coal Gross Proceeds and Local Government Severance Taxes. Everyone knew that both were declining revenue sources and both were removed from non-levy revenues during the special legislative session. At the present time those two revenue sources estimations are based on the Department of Revenue current figures.

SEN. JENKINS asked for verification of his understanding that if **SB 118** passed, it would be a one-time thing and if the districts received more money than estimated, it would go into fund balance reappropriated. **Ms. Fabiano** verified his understanding.

SEN. GAGE asked whether anyone had done an analysis on the reasons for the non-levy revenue underages. **Bob Oderman** replied that in the Butte school district: (1) The Personal Property Tax Reimbursement was a huge factor in the underage, further explaining that in the 1992-93 fiscal year the elementary district received \$172,000 and the high school received \$130,00 while in 1993-94 the figures were \$108,00 and \$78,000, respectively, resulting in an underage of \$112,000; (2) Tuition revenue also made a big difference because the current number of out-of-district students decreased but the budget was based on the prior year's larger number of students and the result was a shortfall; (3) State Corporate License Tax varies from year to year and in this instance, the Butte school district lost about \$30,000 because of HB 667.


SEN. GAGE asked whether some of the loss from Guaranteed Tax Base couldn't be recovered by a provision in the law saying that it could be recalculated based on actual figures for a subsequent year's subsidy. **Ms. Fabiano** replied that mills would already have been levied and GTB is paid only if the mills are levied.

Closing by Sponsor:

SEN. HERTEL thanked the committee for a good hearing and went on to say that the testimony heard today supports the fact that this legislation is important. He added that when HB 667 was passed, it was felt that minor changes were a possibility. **SB 118** will allow local school districts to have more control over their own business. He felt that the legislature was not trying to place undue hardship on school districts. He urged a Do Pass for **SB 118**.

ADJOURNMENT

Adjournment: The meeting adjourned at 2:20 p.m.



SEN. DARYL TOEWS, Chairman



JANICE SOFT, Secretary

DATE _____

4/20/95

[illegible]

SEN:1995
wp.rollcall.man
CS-09


SENATE STANDING COMMITTEE REPORT


Page 1 of 1
January 20, 1995

MR. PRESIDENT:

We, your committee on Education and Cultural Resources having had under consideration SJR5 (first reading copy -- white), respectfully report that SJR5 do pass.

Signed: _____


Senator Daryl Toews, Chair


Amd. Coord.
Sec. of Senate

171626SC.SRF

VISTORS TO MOUNTAIN WOODWORKING AND WEAVERY
VIRGINIA CITY, MONTANA 1991 - 1994

United States (All 50 states) - '91, '92, '93, '94

Total Countries and Territories = 82

Antarctica - '91
Argentina - '91, '93
Australia - '91, '92, '93, '94
Austria - '91, '92, '93, '94
Belgium - '91, '92, '93, '94
Bolivia - '91, '92
Brazil - '91, '93, '94
British Virgin Islands - '91, '93
Bermuda - '94
Canada - '91, '92, '93, '94
Canary Islands - '93
Chile - '93
China - '91, '92, '94
Colombia - '91, '92, '93, '94
Congo - '91
Costa Rica - '93
Croatia - '93
Czechoslovakia - '92
Czech Republic - '93, '94
Denmark - '91, '92, '93, '94
El Salvador - '94
England - '91, '92, '93, '94
Estonia - '93
Equador - '92, '93
Finland - '92, '93, '94
France - '91, '92, '93, '94
Greece - '91
Germany - '91, '92, '93, '94
Guam - '92, '93
Guatemala - '93
Hong Kong - '91
Hungary - '91, '93
Iceland - '92, '93
India - '93, '94
Indonesia - '91, '92, '93
Ireland - '91, '92, '93, '94
Isreal - '91, '93, '94
Italy - '91, '92, '93, '94
Japan - '91, '92, '93, '94
Jordon - '94
Kenya - '93
Korea - '91, '93
Liechtenstein - '93
Lithuania - '93, '94
Loas - '91
Luxembourg - '92
Malaysia - '92

Malta - '92, '94
Mexico - '91, '92, '93, '94
Mongolia - '93
Netherlands - '91, '92, '93, '94
New Zealand - '91, '92, '93, '94
Nigeria - '93, '94
Northern Ireland - '91, '94
Norway - '91, '92, '93, '94
Okinawa - '92, '93
Panama - '91
Paraguay - '92
Philippines - '91, '93, '94
Poland - '93, '94
Portugal - '91
Puerto Rico - '92, '93
Russia - '92, '93, '94
Saudi Arabia - '92, '93, '94
Scotland - '91, '92, '93, '94
Singapore - '93
Slovakia - '93
South Africa - '91, '92, '93, '94
South Korea - '92, '94
Spain - '91, '92, '93, '94
Sri Lanka - '92
Sudan - '93
Switzerland - '91, '92, '93, '94
Sweden - '91, '92, '93, '94
Syria - '94
Taiwan - '91, '92, '94
Thailand - '92
Turkey - '91, '92, '94
Venezuela - '93, '94
Vietnam - '93
Wales - '91, '92, '93, '94
Zambia - '91, '93

Exhibit No. 2 consisted of a petition, 29 pages long, with a total of 1073 names.

Exhibit No. 4 consisted of a petition, 14 pages long, with numerous signatures.

Mr. Chairman, Members of the Committee

I am Linda Hamilton, Mayor of Virginia City

In the 1940's Charlie Bovey began a work of preservation in Virginia City. Today because of the Bovey Family much of Montana's history is preserved in both Virginia City and Nevada City. Private sector dollars are no longer available to maintain, preserve and protect this precious asset. Circumstances have forced the possibility of a sale of the property and artifacts in the immediate future. Time is running out.

During the past several months the National Park Service has met with the citizens of Virginia City to determine a compatible plan for saving this resource. The plan has the support of the majority of the citizens of Virginia City. Final editing of the feasibility study is being completed in Denver this month, and will go to the NPS committee in February.

This resolution from the State of Montana will show the support that is needed on the national level to acquire Virginia City, our State's Territorial Capitol, as a National Historic Park. We thank you for your support on this resolution.

SENATE EDUCATION

EXHIBIT NO. 5

DATE 1/20/95

BILL NO. SJR 5

January 20, 1995

Dear Montana Legislators:

"How will we know us without our past?" -- John Steinbeck

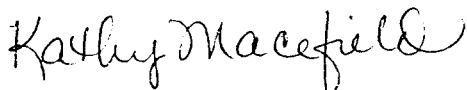
The Montana Preservation Alliance (MPA) is a state-wide non-profit organization that was founded to further historic preservation of our cultural heritage through technical assistance and advocacy. MPA has been involved in both the planning "Alternatives Study" and advocacy for Virginia City. MPA strongly supports keeping Virginia City a historic community.

As a former territorial capitol, perhaps the West's best preserved placer mining town, and a major Montana tourist attraction, it is important to the state's economy and cultural identity to safeguard this endangered site. Virginia City is equally important for our national identity as a well-preserved example of frontier history.

Virginia City represents an ongoing educational tool to help us understand the role of gold mining in the United States today and yesterday, and serves as an example of how our western history was shaped. It is currently listed by both the National Trust for Historic Preservation and the National Park Service as one of the nation's most endangered landmarks.

Help save the legacy. Please support Senate Joint Resolution Number 5.
Thank you.

Sincerely,



Kathy Macefield
Montana Preservation Alliance



National Trust for Historic Preservation

SENATE EDUCATION

EXHIBIT NO. 6DATE 1/20/95BILL NO. SJR 5

January 20, 1995

To the Members of the Montana Senate and House of Representatives:

On behalf of the National Trust for Historic Preservation, a private nonprofit organization with more than 250,000 members across the country, I would like to express strong support for Senate Joint Resolution Number 5, urging establishment of a new unit of the national park system in Virginia City, Montana.

Preservation of Virginia City has been a top priority of the National Trust for more than three years. The town was listed by the Trust as one the nation's *11 Most Endangered Historic Places* in 1992, 1993 and 1994, joining other well-known sites on the list such as the French Quarter in New Orleans, Ellis Island in New York and Frank Lloyd Wright's home and studio in Wisconsin.

The National Trust has committed significant time and resources to the development of a long-range plan for Virginia City that preserves the town's history while also respecting the wishes of its current residents. Recently we assisted in the creation of the Virginia City Preservation Alliance, a locally based nonprofit group that is now leading the effort to preserve the town.

We are also participating as a full team member in the National Park Service's Special Resource Study of Virginia City. The draft of this study confirms Virginia City's historic significance and suitability for inclusion in the national park system. The study also outlines how private citizens, nonprofit groups, the state of Montana and other federal agencies can work as partners with the National Park Service to preserve both Virginia City and nearby Nevada City. Last year's emergency stabilization workshop in Virginia City, led by the US Forest Service with help from the National Trust and volunteers, is an example of how such a partnership approach can work.

The momentum to save Virginia City is growing. Along with Virginia City residents, Montanans and others from across the nation, we encourage you to join in the effort to secure Virginia City's future by supporting Joint Resolution Number 5.

Sincerely,

Barbara Pahl, Director
Mountains/Plains Regional Office
National Trust for Historic Preservation

Mountains/Plains Regional Office
910 16th Street, Suite 1100
Denver, Colo. 80202
(303) 623-1504 / FAX (303) 623-1508

National office:
1785 Massachusetts Avenue, N.W.
Washington, D.C. 20036
(202) 673-4000

EXHIBIT NO. 1
DATE 1/20/95
BILL NO. SB 118

Actual receipts
Difference

State GTB Subsidy and/or District Levy \$100,000	\$500,000	-0-
Personal Property Tax Reimbursement \$100,000	\$98,000	(\$2,000)
Tuition \$50,000	\$25,000	(\$25,000)
Various Motor Vehicle Fees \$70,000	\$73,000	\$3,000
Interest \$130,000	\$70,000	(\$60,000)
Fund Balance Reappropriated \$50,000	\$50,000	-0-
	\$416,000	(\$84,000)

MONTANA RURAL EDUCATION ASSOCIATION

P.O. BOX 5418
HELENA, MONTANA 59604
(406) 443-2629
FAX (406) 442-8839

SENATE EDUCATION

EXHIBIT NO. 8

DATE 1/20/95

BILL NO. SB 118

January 20, 1995

Senator Toews, Chairman
Senate Education & Cultural Resources Committee
State Capitol
Helena, MT 59620

RE: SB 118 by Senator John Hertel

Dear Chairman Toews:

The Montana Rural Education Association is supportive of Senator Hertel's SB-118 since it gives schools a chance to level out their levy request to the local taxpayer.

We do have some concerns. First off we feel that this should be a may anticipate bill. Requiring each district to anticipate can bring on major errors. With may anticipate you can allow for changes you see coming. It is very difficult to anticipate less than previous years and justify that estimate when you are required to estimate. May anticipate allows them to anticipate only the amount they are sure of receiving.

A well intended bill that we support with the change to may anticipate.

Thank you


Don Waldron

OFFICE OF PUBLIC INSTRUCTION
 BUDGETED NON-LEVY REVENUE TO ACTUAL (EXCLUDES LGST & COAL PROCEEDS)
 FOR FISCAL YEAR ENDING JUNE 30, 1993

LE	DISTRICT	BUDGET	ACTUAL	DIFFERENCE	ACTUAL RATIO
0032	Cleveland Elem	0	707	-707	0.00
0034	Zurich Elem	0	215	-215	0.00
0036	Lloyd Elem	0	466	-466	0.00
0048	Bear Paw Elem	0	410	-410	0.00
0078	Hammond-Hawks Home	0	690	-690	0.00
0083	Johnston Elem	0	160	-160	0.00
0086	Coal Creek-Plainvi	0	775	-775	0.00
0090	Ridge Elem	0	163	-163	0.00
0096	Alzada Elem	0	1,396	-1,396	0.00
0153	Geraldine Elem	0	21,980	-21,980	0.00
0188	Twin Buttes Elem	0	716	-716	0.00
0367	La Motte Elem	0	5,150	-5,150	0.00
0380	Big Dry Creek Elem	0	11	-11	0.00
0382	Van Norman Elem	0	628	-628	0.00
0385	Pine Grove Elem	0	472	-472	0.00
0386	Kester Elem	0	781	-781	0.00
0387	Cohagen Elem	0	735	-735	0.00
0388	Benzien Elem	0	338	-338	0.00
0389	Blackfoot Elem	0	339	-339	0.00
0392	Sand Springs Elem	0	9	-9	0.00
0394	Ross Elem	0	257	-257	0.00
0404	East Glacier Park	0	14,640	-14,640	0.00
0424	Davey Elem	0	3,156	-3,156	0.00
0455	Basin Elem	0	6,316	-6,316	0.00
0506	Whitlash Elem	0	1,005	-1,005	0.00
0530	McCormick Elem	0	1,512	-1,512	0.00
0551	Prairie Elk Elem	0	1,465	-1,465	0.00
0695	Belle Creek Elem	0	1,986	-1,986	0.00
0809	Dixon Elem	0	12,182	-12,182	0.00
0837	Hiawatha Elem	0	5,856	-5,856	0.00
0846	Park City Elem	0	11,568	-11,568	0.00
0847	Park City H S	0	10,603	-10,603	0.00
0861	Absarokee Elem	0	39,274	-39,274	0.00
0862	Absarokee H S	0	21,642	-21,642	0.00
0944	Two Dot Elem	0	2,168	-2,168	0.00
0947	Shawmut Elem	0	2,182	-2,182	0.00
1222	Mountain View Elem	0	586	-586	0.00
0818	Westby Elem	2,000	95,734	-93,734	0.02
0928	Frazer H S	435	17,628	-17,193	0.02
0291	Winifred Schools	850	13,895	-13,045	0.06
0709	South Stacey Elem	100	1,423	-1,323	0.07
0808	Paradise Elem	500	7,551	-7,051	0.07
0445	Cottonwood Elem	2,800	35,663	-32,863	0.08
0791	Forsyth H S	2,000	23,709	-21,709	0.08
0265	Cottonwood Elem	50	586	-536	0.09
0749	Brorson Elem	183	2,012	-1,829	0.09
0927	Frazer Elem	842	9,324	-8,482	0.09
0290	Winifred Elem	1,700	16,640	-14,940	0.10
0260	Maiden Elem	150	1,338	-1,188	0.11
0272	King Colony Elem	150	1,359	-1,209	0.11
0403	Cut Bank H S	7,000	66,032	-59,032	0.11
0844	Melrose Elem	230	2,100	-1,870	0.11
0101	Cascade Elem	3,100	26,082	-22,982	0.12
0495	Wolf Creek Elem	500	4,016	-3,516	0.12
0932	Hinsdale Elem	1,242	10,127	-8,885	0.12
0154	Geraldine H S	2,000	14,850	-12,850	0.13
0177	Trail Creek Elem	400	3,105	-2,705	0.13
0357	Springhill Elem	300	2,330	-2,030	0.13

OFFICE OF PUBLIC INSTRUCTION
 BUDGETED NON-LEVY REVENUE TO ACTUAL (EXCLUDES LGST & COAL PROCEEDS)
 FOR FISCAL YEAR ENDING JUNE 30, 1993

LE	DISTRICT	BUDGET	ACTUAL	DIFFERENCE	BUDGET TO ACTUAL RATIO
0581	St Regis Elem	3,659	28,854	-25,195	0.13
0582	St Regis H S	3,659	25,401	-21,741	0.14
0754	Rau Elem	600	4,003	-3,403	0.15
0146	Highwood H S	2,000	11,930	-9,930	0.17
0868	Melville Elem	300	1,799	-1,499	0.17
0843	Divide Elem	498	2,828	-2,330	0.18
0026	Wyola Elem	2,461	12,790	-10,329	0.19
0014	Jackson Elem	600	3,030	-2,430	0.20
0857	Nye Elem	250	1,243	-993	0.20
0134	Fort Benton H S	8,000	37,835	-29,835	0.21
0144	Warrick Elem	200	899	-699	0.22
0135	Loma Elem	1,500	6,422	-4,922	0.23
0145	Highwood Elem	5,000	21,439	-16,439	0.23
0187	Kinsey Elem	1,500	6,426	-4,926	0.23
0562	Southview Elem	400	1,736	-1,336	0.23
1218	Ayers Elem	150	640	-490	0.23
0085	Albion Elem	411	1,689	-1,278	0.24
0161	Knees Elem	1,200	4,980	-3,780	0.24
0189	S Y Elem	430	1,780	-1,350	0.24
0576	Alberton Elem	6,492	27,235	-20,742	0.24
0577	Alberton H S	6,350	26,759	-20,409	0.24
0872	Greycliff Elem	300	1,245	-945	0.24
0925	Glasgow Elem	33,105	136,577	-103,472	0.24
0127	Vaughn Elem	3,700	14,820	-11,120	0.25
0605	Roundup Elem	9,900	38,952	-29,052	0.25
0915	Galata Elem	1,000	4,074	-3,074	0.25
0937	Nashua Schools	3,446	13,598	-10,152	0.25
0003	Grant Elem	800	3,057	-2,257	0.26
0059	Bridger Schools	3,500	13,548	-10,048	0.26
0471	Raynesford Elem	690	2,656	-1,966	0.26
0113	Belt H S	9,250	34,217	-24,967	0.27
0179	Hockett-Basin Spr	600	2,216	-1,616	0.27
0713	Powell County H S	22,000	81,275	-59,275	0.27
0985	Shepherd Elem	10,145	36,952	-26,806	0.27
0182	Cottonwood Elem	2,000	7,220	-5,220	0.28
0853	Fishtail Elem	575	2,021	-1,446	0.28
0926	Glasgow Schools	26,609	93,504	-66,895	0.28
0317	Cayuse Prairie Ele	15,350	53,096	-37,746	0.29
0486	Swan Lake-Salmon E	662	2,263	-1,600	0.29
0566	Vida Elem	1,930	6,656	-4,726	0.29
0215	Bloomfield Elem	390	1,284	-894	0.30
0281	Denton Elem	3,972	13,441	-9,469	0.30
0472	Geyser Elem	2,295	7,577	-5,282	0.30
1209	K-G H S	5,000	16,835	-11,835	0.30
0007	Wise River Elem	450	1,431	-981	0.31
0104	Centerville Elem	8,300	26,421	-18,121	0.31
0534	Trego Elem	1,620	5,177	-3,557	0.31
0898	Pendroy Elem	640	2,092	-1,452	0.31
0989	Independent Elem	3,600	11,507	-7,907	0.31
0364	Gallatin Gateway E	8,600	27,263	-18,663	0.32
0936	Nashua Elem	4,438	13,781	-9,343	0.32
1193	Deer Creek Elem	500	1,555	-1,055	0.32
0131	Ulm Elem	4,000	12,214	-8,214	0.33
0200	Flaxville Schools	8,064	24,709	-16,645	0.33
0743	Florence-Carlton S	15,000	45,097	-30,097	0.33
0849	Columbus H S	8,000	24,563	-16,563	0.33
0852	Molt Elem	775	2,384	-1,609	0.33
0274	Moore H S	3,600	10,742	-7,142	0.34

OFFICE OF PUBLIC INSTRUCTION
BUDGETED NON-LEVY REVENUE TO ACTUAL (EXCLUDES LGST & COAL PROCEEDS)
FOR FISCAL YEAR ENDING JUNE 30, 1993

LE	DISTRICT	BUDGET	ACTUAL	DIFFERENCE	BUDGET TO ACTUAL RATIO
0370	Malmborg Elem	1,800	5,303	-3,503	0.34
0586	Hellgate Elem	24,884	72,317	-47,433	0.34
0635	Springdale Elem	400	1,190	-790	0.34
0910	Shelby Elem	34,000	101,442	-67,442	0.34
0968	Blue Creek Elem	3,130	9,280	-6,150	0.34
0022	Community Elem	600	1,728	-1,128	0.35
0071	Fromberg Elem	4,650	13,170	-8,520	0.35
0105	Centerville H S	6,250	17,711	-11,461	0.35
0112	Belt Elem	10,300	29,445	-19,145	0.35
0118	Simms H S	10,100	28,737	-18,637	0.35
0402	Cut Bank Elem	25,500	72,328	-46,828	0.35
0418	Hall Elem	3,400	9,621	-6,221	0.35
0363	Monforton Elem	6,100	16,994	-10,894	0.36
0718	Garrison Elem	500	1,391	-891	0.36
0858	Rapelje Elem	2,500	7,033	-4,533	0.36
0889	Bynum Elem	1,050	2,922	-1,872	0.36
0020	Squirrel Creek Ele	1,050	2,806	-1,756	0.37
0237	Anaconda H S	43,468	117,812	-74,343	0.37
0469	Hobson Schools	10,183	27,239	-17,055	0.37
0705	Broadus Elem	17,140	46,817	-29,677	0.37
0775	Poplar Elem	35,524	96,660	-61,136	0.37
1190	Lodge Grass H S	25,000	66,926	-41,926	0.37
0010	Wisdom Elem	1,100	2,877	-1,777	0.38
0410	Lavina Elem	17,157	44,902	-27,745	0.38
0848	Columbus Elem	16,500	43,173	-26,673	0.38
0911	Shelby H S	27,500	71,743	-44,243	0.38
0273	Moore Elem	4,600	11,827	-7,227	0.39
0309	Swan River Elem	2,603	6,753	-4,150	0.39
1208	K-G Elem	4,773	12,286	-7,512	0.39
0058	Bridger Elem	4,700	11,784	-7,084	0.40
0280	Roy Schools	5,200	12,976	-7,776	0.40
0425	Box Elder Elem	3,960	9,915	-5,955	0.40
0473	Geyser H S	2,350	5,948	-3,598	0.40
0507	J-I Elem	9,373	23,634	-14,260	0.40
0519	Troy Elem	25,550	63,651	-38,101	0.40
0803	Plains H S	12,500	31,180	-18,680	0.40
0865	Big Timber Elem	14,500	35,836	-21,336	0.40
0972	Elder Grove Elem	15,593	38,794	-23,200	0.40
0012	Polaris Elem	450	1,100	-650	0.41
0359	Cottonwood Elem	650	1,582	-932	0.41
0463	Stanford Elem	4,760	11,674	-6,914	0.41
0533	Yaak Elem	620	1,508	-888	0.41
0720	Avon Elem	1,352	3,336	-1,984	0.41
1224	Liberty Elem	498	1,217	-719	0.41
0341	Marion Elem	4,250	10,185	-5,935	0.42
0790	Forsyth Elem	31,000	74,169	-43,169	0.42
0890	Fairfield Elem	10,065	23,722	-13,657	0.42
0935	Opheim Schools	14,491	34,506	-20,015	0.42
0976	Morin Elem	3,040	7,270	-4,230	0.42
1219	Blue Sky Elem	9,000	21,205	-12,205	0.42
0502	Augusta Elem	6,500	15,249	-8,749	0.43
0733	Stevensville H S	18,400	42,658	-24,258	0.43
0875	McLeod Elem	450	1,045	-595	0.43
0933	Hinsdale H S	6,836	15,924	-9,088	0.43
0173	Kircher Elem	2,000	4,548	-2,548	0.44
0236	Anaconda Elem	65,401	150,265	-84,864	0.44
0401	Browning H S	52,000	119,516	-67,516	0.44
0477	Polson Elem	37,092	85,200	-48,108	0.44

OFFICE OF PUBLIC INSTRUCTION
 BUDGETED NON-LEVY REVENUE TO ACTUAL (EXCLUDES LGST & COAL PROCEEDS)
 FOR FISCAL YEAR ENDING JUNE 30, 1993

LE	DISTRICT	BUDGET	ACTUAL	DIFFERENCE	BUDGET TO ACTUAL RATIO
0811	Noxon Elem	7,900	17,909	-10,009	0.44
0063	Jackson Elem	500	1,117	-617	0.45
0133	Fort Benton Elem	25,000	55,721	-30,721	0.45
0377	Jordan Elem	7,679	17,248	-9,569	0.45
0613	Park H S	45,000	100,302	-55,302	0.45
0652	Second Creek Elem	150	334	-184	0.45
0732	Stevensville Elem	28,100	62,596	-34,496	0.45
0802	Plains Elem	16,000	35,785	-19,785	0.45
1211	Upper West Shore E	413	929	-515	0.45
0725	Terry Elem	20,637	44,854	-24,217	0.46
0894	Power Elem	6,313	13,838	-7,524	0.46
0945	Harlowton Elem	13,629	29,409	-15,780	0.46
1229	Rocky Boy H S	5,326	11,636	-6,309	0.46
0361	Three Forks H S	13,832	29,530	-15,698	0.47
0406	Ryegate Elem	3,875	8,310	-4,435	0.47
0481	St Ignatius School	34,585	73,037	-38,452	0.47
0070	Boyd Elem	525	1,104	-579	0.48
0172	Miles City Elem	79,192	163,516	-84,324	0.48
0375	Ophir Elem	2,500	5,155	-2,655	0.48
0452	Clancy Elem	39,000	80,702	-41,702	0.48
0520	Troy H S	20,000	41,868	-21,868	0.48
0594	Sunset Elem	688	1,425	-737	0.48
0735	Hamilton Schools	83,600	174,299	-90,699	0.48
0612	Livingston Elem	60,000	120,977	-60,977	0.50
0614	Gardiner Elem	16,026	31,973	-15,947	0.50
0949	Judith Gap H S	7,500	15,056	-7,556	0.50
0072	Fromberg H S	5,000	9,870	-4,870	0.51
0420	Drummond H S	18,450	36,306	-17,856	0.51
0548	Circle H S	29,000	56,724	-27,724	0.51
0986	Shepherd H S	20,948	41,017	-20,069	0.51
0264	Deerfield Elem	500	966	-466	0.52
0330	Bigfork Elem	32,359	62,272	-29,913	0.52
0536	Alder Elem	700	1,347	-647	0.52
0569	White Sulphur Spgs	21,585	41,398	-19,813	0.52
0620	Pine Creek Elem	200	385	-185	0.52
0721	Gold Creek Elem	930	1,773	-843	0.52
0946	Harlowton H S	14,800	28,637	-13,837	0.52
0948	Judith Gap Elem	4,000	7,749	-3,749	0.52
0192	Custer County H S	71,330	133,771	-62,441	0.53
0376	Amsterdam Elem	4,500	8,544	-4,044	0.53
0717	Helmville Elem	1,195	2,245	-1,050	0.53
0792	Lame Deer Elem	21,327	40,000	-18,673	0.53
0796	Colstrip Elem	75,500	143,807	-68,307	0.53
0196	Peerless Schools	29,784	55,469	-25,684	0.54
0812	Noxon H S	5,985	11,012	-5,027	0.54
0982	Huntley Project El	30,500	56,405	-25,905	0.54
0206	Glendive Elem	82,000	148,056	-66,056	0.55
0282	Denton H S	4,000	7,276	-3,276	0.55
0378	Garfield County H	11,800	21,364	-9,564	0.55
0483	Valley View Elem	610	1,102	-491	0.55
0882	Sweet Grass County	23,808	42,923	-19,114	0.55
0884	Choteau H S	27,364	49,590	-22,226	0.55
0974	Custer Elem	14,000	25,400	-11,400	0.55
1220	Blue Sky Schools	15,000	27,452	-12,452	0.55
0351	Bozeman H S	204,000	362,634	-158,634	0.56
0366	Anderson Elem	5,400	9,690	-4,290	0.56
0501	Lincoln Elem	10,718	19,278	-8,560	0.56
0706	Powder River Co Di	27,562	49,195	-21,632	0.56

OFFICE OF PUBLIC INSTRUCTION
BUDGETED NON-LEVY REVENUE TO ACTUAL (EXCLUDES LGST & COAL PROCEEDS)
FOR FISCAL YEAR ENDING JUNE 30, 1993

LE	DISTRICT	BUDGET	ACTUAL	DIFFERENCE	BUDGET TO ACTUAL RATIO
0797	Colstrip H S	63,000	112,887	-49,887	0.56
0983	Huntley Project H	24,500	44,091	-19,591	0.56
0574	Ringling Elem	915	1,606	-691	0.57
1207	Rocky Boy Elem	17,684	30,828	-13,144	0.57
0606	Roundup H S	13,600	23,322	-9,722	0.58
0785	Bainville Schools	14,313	24,611	-10,298	0.58
0893	Dutton Schools	8,929	15,521	-6,591	0.58
1216	North Harlem Colon	195	338	-143	0.58
0207	Dawson County H S	87,500	147,540	-60,040	0.59
0228	Richey H S	8,700	14,694	-5,994	0.59
0903	Sunburst Schools	22,000	37,100	-15,100	0.59
0967	Lockwood Elem	74,526	126,217	-51,691	0.59
0354	Willow Creek Elem	1,600	2,644	-1,044	0.60
0457	Jefferson H S	39,350	65,910	-26,560	0.60
0813	Camas Prairie Elem	600	1,000	-400	0.60
0883	Choteau Elem	23,523	39,025	-15,502	0.60
1221	Lincoln Schools	5,400	9,073	-3,673	0.60
0255	Plevna Elem	14,612	23,910	-9,298	0.61
0539	Twin Bridges Elem	9,700	15,797	-6,097	0.61
0671	Dupuyer Elem	1,850	3,048	-1,198	0.61
1212	Butte H S	277,000	457,275	-180,275	0.61
1225	Sun River Valley E	16,400	26,699	-10,299	0.61
1228	Shields Valley H S	40,129	66,069	-25,939	0.61
0099	Great Falls H S	597,000	955,720	-358,720	0.62
0227	Richey Elem	9,000	14,547	-5,547	0.62
0259	Fergus H S	52,000	83,567	-31,567	0.62
0464	Stanford Schools	5,182	8,357	-3,174	0.62
0776	Poplar H S	40,407	65,255	-24,847	0.62
0194	Scobey Schools	68,980	109,673	-40,692	0.63
0347	Manhattan Elem	15,000	23,988	-8,988	0.63
0975	Custer Schools	12,000	19,040	-7,040	0.63
0076	Belfry Schools	6,400	9,949	-3,549	0.64
0374	West Yellowstone S	46,212	72,246	-26,034	0.64
0456	Boulder Elem	26,900	42,345	-15,445	0.64
0478	Polson H S	31,830	49,815	-17,985	0.64
0492	East Helena Elem	41,000	64,067	-23,067	0.64
0891	Fairfield H S	18,800	29,511	-10,711	0.64
1200	Ronan H S	55,208	86,773	-31,564	0.64
0044	Turner Elem	19,573	30,317	-10,743	0.65
0419	Drummond Elem	9,000	13,828	-4,828	0.65
0460	Montana City Elem	40,926	62,685	-21,759	0.65
0547	Circle Elem	28,110	43,067	-14,957	0.65
0600	Musselshell Elem	1,500	2,311	-811	0.65
0681	Brady Elem	10,150	15,610	-5,460	0.65
0804	Thompson Falls Ele	25,000	38,448	-13,448	0.65
0840	Butte Elem	470,000	718,356	-248,356	0.65
0895	Power H S	7,025	10,844	-3,818	0.65
0987	Pioneer Elem	4,140	6,325	-2,185	0.65
1184	West Valley Elem	10,061	15,389	-5,327	0.65
0268	Grass Range Elem	6,000	9,110	-3,110	0.66
0009	Lima Schools	2,220	3,305	-1,085	0.67
0097	Carter County H S	14,300	21,416	-7,116	0.67
0350	Bozeman Elem	265,000	395,160	-130,160	0.67
0719	Elliston Elem	2,150	3,193	-1,043	0.67
0969	Canyon Creek Elem	11,500	17,039	-5,539	0.67
0312	Columbia Falls Ele	74,914	109,391	-34,477	0.68
0488	Helena H S	462,022	674,562	-212,540	0.68
0489	Kessler Elem	16,238	23,894	-7,655	0.68

OFFICE OF PUBLIC INSTRUCTION
 BUDGETED NON-LEVY REVENUE TO ACTUAL (EXCLUDES LGST & COAL PROCEEDS)
 FOR FISCAL YEAR ENDING JUNE 30, 1993

LE	DISTRICT	BUDGET	ACTUAL	DIFFERENCE	BUDGET TO ACTUAL RATIO
0819	Westby H S	28,000	40,879	-12,879	0.68
0979	Broadview H S	15,000	22,024	-7,024	0.68
0098	Great Falls Elem	693,000	1,007,864	-314,864	0.69
0269	Grass Range H S	11,000	15,986	-4,986	0.69
0335	Whitefish H S	63,000	91,636	-28,636	0.69
0368	Belgrade Elem	61,609	89,824	-28,214	0.69
0407	Ryegate Schools	4,900	7,062	-2,162	0.69
0475	Arlee H S	25,600	37,281	-11,681	0.69
0588	Lolo Elem	29,635	43,150	-13,515	0.69
0850	Reedpoint Elem	4,350	6,347	-1,997	0.69
0923	Hysham H S	11,292	16,292	-5,000	0.69
0023	Hardin Elem	81,357	117,035	-35,677	0.70
0400	Browning Elem	104,000	148,461	-44,461	0.70
0599	Frenchtown Schools	58,000	83,305	-25,305	0.70
0617	Cooke City Elem	1,200	1,724	-524	0.70
0726	Terry Schools	14,968	21,439	-6,471	0.70
0789	Birney Elem	2,708	3,871	-1,163	0.70
0902	Sunburst Elem	12,700	18,084	-5,384	0.70
0369	Belgrade H S	31,313	44,232	-12,919	0.71
0487	Helena Elem	522,627	738,724	-216,097	0.71
0578	Superior Elem	39,100	55,121	-16,020	0.71
0892	Dutton Elem	9,250	13,082	-3,832	0.71
1199	Ronan Elem	94,509	133,734	-39,225	0.71
0006	Beaverhead County	60,000	83,476	-23,476	0.72
0243	Baker Elem	80,880	112,283	-31,403	0.72
0503	Augusta H S	9,100	12,625	-3,525	0.72
0579	Superior H S	18,747	25,912	-7,165	0.72
0777	Culbertson Elem	25,555	35,680	-10,125	0.72
0922	Hysham Elem	8,583	11,883	-3,300	0.72
0137	Big Sandy Elem	25,530	35,064	-9,534	0.73
0159	Carter Elem	3,000	4,091	-1,091	0.73
0427	Havre Elem	94,482	128,653	-34,171	0.73
0474	Arlee Elem	34,660	47,735	-13,074	0.73
1206	Charlo H S	10,747	14,737	-3,989	0.73
0087	Ekalaka Elem	22,950	30,986	-8,036	0.74
0348	Manhattan H S	16,000	21,574	-5,574	0.74
0711	Horkan Creek Elem	100	134	-34	0.74
0842	Ramsay Elem	10,752	14,598	-3,846	0.74
0896	Golden Ridge Elem	1,570	2,133	-563	0.74
0331	Bigfork H S	27,780	37,149	-9,369	0.75
0653	Landusky Elem	1,600	2,131	-531	0.75
0881	Bridge Elem	650	864	-214	0.75
0971	Laurel H S	50,000	66,551	-16,551	0.75
0025	Lodge Grass Elem	30,000	39,604	-9,604	0.76
0258	Lewistown Elem	61,000	85,277	-20,277	0.76
0415	Philipsburg Elem	28,353	37,508	-9,154	0.76
0859	Rapelje H S	4,300	5,672	-1,372	0.76
0965	Billings Elem	1,120,812	1,480,670	-359,858	0.76
0978	Broadview Elem	17,000	22,296	-5,296	0.76
0030	Harlem Elem	12,464	16,206	-3,742	0.77
0323	Kila Elem	6,600	8,595	-1,995	0.77
0510	Chester Elem	15,200	19,822	-4,622	0.77
0540	Twin Bridges Schoo	11,000	14,362	-3,362	0.77
0256	Plevna Schools	16,950	21,697	-4,747	0.78
0342	Olney-Bissell Elem	7,650	9,819	-2,169	0.78
0780	Wolf Point Elem	64,002	82,087	-18,085	0.78
0940	Fort Peck Elem	9,900	12,761	-2,861	0.78
0411	Lavina Schools	4,674	5,930	-1,255	0.79

OFFICE OF PUBLIC INSTRUCTION
 BUDGETED NON-LEVY REVENUE TO ACTUAL (EXCLUDES LGST & COAL PROCEEDS)
 FOR FISCAL YEAR ENDING JUNE 30, 1993

LE	DISTRICT	BUDGET	ACTUAL	DIFFERENCE	BUDGET TO ACTUAL RATIO
0497	Craig Elem	700	886	-186	0.79
0592	DeSmet Elem	10,387	13,147	-2,760	0.79
0682	Brady Schools	4,100	5,181	-1,081	0.79
1189	Hardin H S	42,424	53,810	-11,385	0.79
0005	Dillon Elem	59,000	73,408	-14,408	0.80
0045	Turner H S	30,664	38,099	-7,434	0.80
0216	Lindsay Elem	1,500	1,878	-378	0.80
0970	Laurel Elem	110,700	139,217	-28,517	0.80
0597	Seeley Lake Elem	16,044	19,693	-3,649	0.81
0674	Conrad Elem	60,000	74,050	-14,050	0.81
0015	Reichle Elem	950	1,153	-203	0.82
0334	Whitefish Elem	82,500	100,342	-17,842	0.82
0453	Whitehall Elem	26,500	32,278	-5,778	0.82
0715	Ovando Elem	2,400	2,925	-525	0.82
0805	Thompson Falls H S	17,200	20,913	-3,713	0.82
0064	Luther Elem	1,525	1,841	-316	0.83
0362	Pass Creek Elem	365	438	-73	0.83
0416	Philipsburg School	20,498	24,578	-4,080	0.83
0642	Winnett Schools	16,391	19,738	-3,347	0.83
0680	Valier H S	14,200	17,047	-2,847	0.83
0511	Chester H S	19,700	23,562	-3,862	0.84
0584	Missoula H S	538,159	643,277	-105,118	0.84
0774	Frontier Elem	55,100	65,378	-10,278	0.84
0778	Culbertson H S	25,416	30,326	-4,910	0.84
0815	Hot Springs H S	6,800	8,132	-1,332	0.84
0073	Edgar Elem	6,100	7,149	-1,049	0.85
0360	Three Forks Elem	35,600	41,857	-6,257	0.85
0183	Whitney Creek Elem	640	746	-106	0.86
0570	White Sulphur Spgs	16,349	19,062	-2,713	0.86
0814	Hot Springs Elem	11,407	13,209	-1,802	0.86
1191	Gardiner H S	19,447	22,600	-3,153	0.86
0055	Townsend Schools	23,750	27,277	-3,527	0.87
0738	Victor Schools	48,070	55,443	-7,373	0.87
0751	Fairview H S	194,600	224,018	-29,418	0.87
0788	Rock Spring Elem	1,002	1,155	-152	0.87
0822	Medicine Lake H S	19,000	21,893	-2,893	0.87
0316	Creston Elem	7,200	8,199	-999	0.88
0458	Cardwell Elem	3,500	3,997	-497	0.88
0543	Harrison H S	3,100	3,506	-406	0.88
1227	Shields Valley Ele	73,500	83,200	-9,700	0.88
0966	Billings H S	694,161	776,090	-81,929	0.89
0320	Helena Flats Elem	14,000	15,542	-1,542	0.90
0781	Wolf Point H S	63,881	70,677	-6,795	0.90
0941	Lustre Elem	32,235	35,974	-3,739	0.90
0954	Wibaux Elem	24,844	27,678	-2,834	0.90
0522	Libby Schools	331,000	361,886	-30,886	0.91
0583	Missoula Elem	600,000	657,816	-57,816	0.91
0068	Roberts Elem	6,898	7,460	-562	0.92
0069	Roberts Schools	6,970	7,571	-601	0.92
0527	Eureka Elem	37,464	40,792	-3,328	0.92
0679	Valier Elem	13,600	14,717	-1,117	0.92
0900	Greenfield Elem	6,150	6,691	-541	0.92
0981	Elysian Elem	8,000	8,654	-654	0.92
0355	Willow Creek H S	3,400	3,647	-247	0.93
0545	Ennis Elem	30,115	32,426	-2,311	0.93
0712	Deer Lodge Elem	85,065	91,133	-6,068	0.93
0828	Plentywood Schools	68,561	74,044	-5,482	0.93
0254	Fertile Prairie El	7,500	8,017	-517	0.94

OFFICE OF PUBLIC INSTRUCTION
 BUDGETED NON-LEVY REVENUE TO ACTUAL (EXCLUDES LGST & COAL PROCEEDS)
 FOR FISCAL YEAR ENDING JUNE 30, 1993

LE	DISTRICT	BUDGET	ACTUAL	DIFFERENCE	BUDGET TO ACTUAL RATIO
0590	Bonner Elem	44,542	47,257	-2,715	0.94
0279	Roy Elem	10,080	10,646	-565	0.95
0598	Frenchtown Elem	63,000	65,332	-2,332	0.96
0428	Havre H S	51,840	53,621	-1,781	0.97
0546	Ennis Schools	20,950	21,609	-659	0.97
0057	Red Lodge H S	28,800	29,123	-323	0.99
0311	Flathead H S	277,535	280,561	-3,026	0.99
0313	Columbia Falls H S	77,000	77,746	-746	0.99
0529	Fortine Elem	4,100	4,152	-52	0.99
0964	Wibaux Schools	21,123	21,360	-237	0.99
0648	Dodson H S	18,954	18,988	-34	1.00
0056	Red Lodge Elem	42,500	42,069	431	1.01
0244	Baker H S	45,650	45,236	414	1.01
0288	Spring Creek Colon	400	397	2	1.01
0851	Reedpoint H S	25,307	25,102	204	1.01
0339	Evergreen Elem	63,000	61,983	1,016	1.02
0508	J-I H S	18,773	18,450	323	1.02
0795	Rosebud H S	13,000	12,801	199	1.02
0184	Moon Creek Elem	463	448	14	1.03
1217	Gildford Colony El	515	499	15	1.03
0324	Smith Valley Elem	10,415	9,973	441	1.04
0595	Clinton Elem	18,386	17,646	739	1.04
0827	Plentywood Elem	58,064	55,352	2,712	1.05
1215	Arrowhead Elem	6,000	5,733	267	1.05
0538	Sheridan H S	13,600	12,785	815	1.06
0794	Rosebud Elem	14,000	13,203	797	1.06
0061	Joliet H S	17,000	15,814	1,185	1.07
0746	Sidney H S	110,000	102,799	7,200	1.07
0050	Townsend Elem	28,450	26,146	2,304	1.09
0138	Big Sandy H S	24,000	21,838	2,161	1.10
0307	Deer Park Elem	6,150	5,592	558	1.10
0532	Sylvanite Elem	1,300	1,185	114	1.10
0741	Lone Rock Elem	10,400	9,487	913	1.10
0745	Sidney Elem	164,000	149,378	14,621	1.10
0060	Joliet Elem	15,750	14,227	1,522	1.11
0308	Fair-Mont-Egan Ele	11,242	10,140	1,102	1.11
0769	Lambert H S	21,174	19,129	2,044	1.11
0008	Lima Elem	10,000	8,844	1,155	1.13
0593	Target Range Elem	40,500	35,782	4,718	1.13
0782	Brockton Elem	5,500	4,868	631	1.13
0325	Pleasant Valley El	845	743	101	1.14
1226	Heart Butte H S	7,060	6,166	893	1.14
0591	Woodman Elem	6,200	5,349	851	1.16
0740	Darby Schools	78,000	67,198	10,802	1.16
0327	Someers Elem	43,903	37,662	6,240	1.17
0528	Lincoln County H S	34,754	29,809	4,944	1.17
0783	Brockton H S	8,100	6,931	1,168	1.17
1195	Deep Creek Elem	2,150	1,793	356	1.20
1213	Hays-Lodge Pole Sc	15,000	12,497	2,502	1.20
0670	Heart Butte Elem	20,030	16,387	3,642	1.22
0807	Trout Creek Elem	12,000	9,712	2,287	1.24
0542	Harrison Elem	4,100	3,293	806	1.25
0657	Saco H S	61,468	48,732	12,736	1.26
0029	Chinook H S	26,000	20,261	5,738	1.28
0663	Whitewater H S	43,192	33,716	9,475	1.28
0830	Outlook Elem	14,000	10,796	3,203	1.30
0310	Kalispell Elem	321,624	245,718	75,905	1.31
0454	Whitehall H S	28,350	21,466	6,883	1.32

OFFICE OF PUBLIC INSTRUCTION
 BUDGETED NON-LEVY REVENUE TO ACTUAL (EXCLUDES LGST & COAL PROCEEDS) SB 118
 FOR FISCAL YEAR ENDING JUNE 30, 1993

LE	DISTRICT	BUDGET	ACTUAL	DIFFERENCE	BUDGET TO ACTUAL RATIO
0596	Swan Valley Elem	7,000	5,214	1,786	1.34
0750	Fairview Elem	29,100	21,792	7,307	1.34
0028	Chinook Elem	26,000	19,237	6,762	1.35
0786	Froid Elem	17,900	13,137	4,762	1.36
0102	Cascade H S	31,190	22,751	8,439	1.37
0684	Miami Elem	745	542	202	1.37
0821	Medicine Lake Elem	18,000	12,886	5,113	1.40
0731	Corvallis Schools	91,300	64,927	26,372	1.41
1203	Saco Elem	22,650	15,484	7,165	1.46
0537	Sheridan Elem	7,250	4,861	2,389	1.49
0675	Conrad H S	62,000	41,518	20,482	1.49
0831	Outlook Schools	14,500	9,574	4,925	1.51
0747	Savage Elem	9,500	6,241	3,258	1.52
0491	Trinity Elem	3,200	2,095	1,105	1.53
0702	Billup Elem	80	52	27	1.53
0021	Pryor Elem	5,000	3,245	1,754	1.54
0787	Froid H S	13,800	8,709	5,090	1.58
0611	Richland Elem	2,300	1,434	865	1.60
0658	Malta Elem	104,059	64,662	39,396	1.61
1214	Plenty Coups H S	5,000	3,107	1,892	1.61
0768	Lambert Elem	37,272	22,464	14,807	1.66
0748	Savage H S	19,853	11,429	8,423	1.74
0647	Dodson Elem	15,671	8,930	6,741	1.75
0589	Potomac Elem	10,817	6,149	4,667	1.76
0426	Box Elder H S	7,490	4,175	3,314	1.79
1196	Yellowstone Educat	505,035	253,403	251,632	1.99
1223	West Glacier Elem	9,590	4,658	4,931	2.06
0498	Auchard Creek Elem	1,500	726	774	2.07
0031	Harlem H S	17,686	8,337	9,348	2.12
0662	Whitewater Elem	56,356	25,268	31,087	2.23
1205	Charlo Elem	29,526	12,961	16,565	2.28
0568	Lennep Elem	904	355	548	2.54
0608	Melstone H S	57,200	20,501	36,698	2.79
0190	S H-Foster Creek E	1,849	648	1,200	2.85
0659	Malta H S	108,564	32,571	75,992	3.33
0800	Ashland Elem	102,021	22,099	79,921	4.62
0075	Belfry Elem	29,700	6,034	23,665	4.92
0607	Melstone Elem	34,147	5,749	28,397	5.94
0692	Biddle Elem	3,745	325	3,419	11.52
0194	Scobey Schools	68,980	109,673	-40,692	0.63
0196	Peerless Schools	29,784	55,469	-25,684	0.54
0200	Flaxville Schools	8,064	24,709	-16,645	0.33
0374	West Yellowstone S	46,212	72,246	-26,034	0.64
0469	Hobson Schools	10,183	27,239	-17,055	0.37
0481	St Ignatius School	34,585	73,037	-38,452	0.47
0522	Libby Schools	331,000	361,886	-30,886	0.91
0642	Winnett Schools	16,391	19,738	-3,347	0.83
0731	Corvallis Schools	91,300	64,927	26,372	1.41
0735	Hamilton Schools	83,600	174,299	-90,699	0.48
0738	Victor Schools	48,070	55,443	-7,373	0.87
0740	Darby Schools	78,000	67,198	10,802	1.16
0743	Florence-Carlton S	15,000	45,097	-30,097	0.33
0785	Bainville Schools	14,313	24,611	-10,298	0.58
0935	Opheim Schools	14,491	34,506	-20,015	0.42
1213	Hays-Lodge Pole Sc	15,000	12,497	2,502	1.20
TOTALS		17,686,734	24,576,117	-6,889,383	0.69

OFFICE OF PUBLIC INSTRUCTION

BUDGETED NON-LEVY REVENUE TO ACTUAL (EXCLUDES LGST & COAL PROCEEDS)

FOR FISCAL YEAR ENDING JUNE 30, 1994

LE	DISTRICT NAME	BUDGET (ACTUAL 93)	ACTUAL	DIFFERENCE	BUDGET TO ACTUAL RATIO
0171	Benton Lake Elem	0	3,594	-3,594	0.00
0392	Sand Springs Elem	9	657	-648	0.01
0380	Big Dry Creek Elem	11	604	-592	0.02
0183	Whitney Creek Elem	643	8,531	-7,888	0.08
0620	Pine Creek Elem	321	3,070	-2,748	0.10
0692	Biddle Elem	407	4,040	-3,633	0.10
0184	Moon Creek Elem	448	4,073	-3,625	0.11
0188	Twin Buttes Elem	716	4,099	-3,383	0.17
0702	Billup Elem	52	206	-154	0.25
0711	Horkan Creek Elem	142	561	-419	0.25
0754	Rau Elem	4,051	14,125	-10,073	0.29
0187	Kinsey Elem	6,426	19,354	-12,928	0.33
0244	Baker H S	50,978	154,452	-103,474	0.33
0536	Alder Elem	1,347	4,113	-2,765	0.33
0857	Nye Elem	1,239	3,570	-2,331	0.35
0015	Reichle Elem	1,153	3,002	-1,849	0.38
0537	Sheridan Elem	5,158	13,286	-8,128	0.39
1227	Shields Valley	10,029	24,998	-14,969	0.40
0362	Pass Creek Elem	438	1,074	-636	0.41
0542	Harrison Elem	3,293	8,126	-4,833	0.41
0872	Greycliff Elem	1,202	2,859	-1,657	0.42
0868	Melville Elem	2,039	4,742	-2,703	0.43
0070	Boyd Elem	1,104	2,467	-1,362	0.45
0852	Molt Elem	1,142	2,526	-1,384	0.45
0189	S Y Elem	1,782	3,835	-2,053	0.46
0853	Fishtail Elem	2,021	4,285	-2,263	0.47
0007	Wise River Elem	1,431	2,971	-1,540	0.48
0083	Johnston Elem	318	669	-351	0.48
1215	Arrowhead Elem	4,719	9,630	-4,911	0.49
0394	Ross Elem	257	507	-250	0.51
0464	Stanford Schools	20,868	40,016	-19,148	0.52
0875	McLeod Elem	1,045	2,022	-976	0.52
0788	Rock Spring Elem	1,155	2,180	-1,024	0.53
0846	Park City Elem	10,620	19,850	-9,229	0.54
0086	Coal	1,252	2,244	-992	0.56
0695	Belle Creek Elem	1,987	3,569	-1,582	0.56
0607	Melstone Elem	5,950	10,361	-4,410	0.57
0243	Baker Elem	115,940	199,874	-83,934	0.58
0540	Twin Bridges	30,076	51,122	-21,045	0.59
0382	Van Norman Elem	633	1,057	-424	0.60
0388	Benzien Elem	338	567	-229	0.60
0662	Whitewater Elem	69,365	114,509	-45,144	0.61
0032	Cleveland Elem	784	1,273	-489	0.62
0543	Harrison H S	3,506	5,594	-2,087	0.63
0085	Albion Elem	582	910	-327	0.64
0375	Ophir Elem	5,295	8,264	-2,969	0.64
0892	Dutton Elem	13,483	20,930	-7,447	0.64
0021	Pryor Elem	3,240	5,018	-1,778	0.65
0064	Luther Elem	1,841	2,845	-1,003	0.65
0078	Hammond-Hawks Home	1,033	1,583	-549	0.65
0529	Fortine Elem	4,152	6,434	-2,281	0.65
0750	Fairview Elem	33,181	51,277	-18,095	0.65
1226	Heart Butte H S	5,396	8,306	-2,910	0.65
0457	Jefferson H S	48,074	72,952	-24,877	0.66
0738	Victor Schools	57,202	86,867	-29,665	0.66
0020	Squirrel Creek	2,808	4,193	-1,385	0.67

OFFICE OF PUBLIC INSTRUCTION
 BUDGETED NON-LEVY REVENUE TO ACTUAL (EXCLUDES LGST & COAL PROCEEDS)
 FOR FISCAL YEAR ENDING JUNE 30, 1994

LE	DISTRICT NAME	BUDGET (ACTUAL 93)	ACTUAL	DIFFERENCE	BUDGET TO ACTUAL RATIO
0805	Thompson Falls H S	21,150	31,803	-10,652	0.67
0159	Carter Elem	2,793	4,100	-1,306	0.68
0594	Sunset Elem	1,331	1,952	-621	0.68
0731	Corvallis Schools	64,927	96,016	-31,088	0.68
0090	Ridge Elem	468	678	-210	0.69
0288	Spring Creek	365	530	-164	0.69
0747	Savage Elem	6,238	9,100	-2,862	0.69
0026	Wyola Elem	5,255	7,464	-2,209	0.70
0179	Hockett-Basin Spr	2,903	4,152	-1,249	0.70
0812	Noxon H S	10,424	14,946	-4,522	0.70
0347	Manhattan Elem	24,387	34,248	-9,860	0.71
0596	Swan Valley Elem	5,213	7,360	-2,146	0.71
0804	Thompson Falls	38,910	54,652	-15,742	0.71
0325	Pleasant Valley	743	1,037	-293	0.72
0387	Cohagen Elem	734	1,020	-285	0.72
0511	Chester H S	23,562	32,713	-9,151	0.72
0902	Sunburst Elem	19,084	26,588	-7,503	0.72
0922	Hysham Elem	12,031	16,643	-4,611	0.72
0009	Lima Schools	12,038	16,448	-4,409	0.73
0331	Bigfork H S	37,894	51,669	-13,774	0.73
0981	Elysian Elem	8,766	11,960	-3,193	0.73
1211	Upper West Shore	945	1,298	-352	0.73
0260	Maiden Elem	1,286	1,746	-460	0.74
0324	Smith Valley Elem	9,503	12,897	-3,394	0.74
0354	Willow Creek Elem	2,644	3,556	-911	0.74
0589	Potomac Elem	6,149	8,337	-2,187	0.74
1208	K-G Elem	12,543	16,966	-4,423	0.74
1214	Plenty Coups H S	3,107	4,198	-1,090	0.74
0023	Hardin Elem	100,814	133,674	-32,860	0.75
0144	Warrick Elem	899	1,194	-295	0.75
0153	Geraldine Elem	21,980	29,485	-7,505	0.75
0377	Jordan Elem	17,454	23,200	-5,745	0.75
0612	Livingston Elem	120,888	160,924	-40,035	0.75
0679	Valier Elem	14,813	19,738	-4,925	0.75
0684	Miami Elem	1,023	1,372	-349	0.75
0844	Melrose Elem	14,196	19,023	-4,827	0.75
0911	Shelby H S	65,805	87,714	-21,908	0.75
0005	Dillon Elem	87,914	115,232	-27,317	0.76
0036	Lloyd Elem	670	885	-214	0.76
0527	Eureka Elem	42,412	55,710	-13,298	0.76
0591	Woodman Elem	5,564	7,339	-1,774	0.76
0735	Hamilton Schools	179,232	236,023	-56,791	0.76
0831	Outlook Schools	21,712	28,648	-6,936	0.76
0944	Two Dot Elem	2,168	2,839	-670	0.76
0010	Wisdom Elem	3,377	4,383	-1,005	0.77
0014	Jackson Elem	3,030	3,931	-901	0.77
0031	Harlem H S	9,160	11,864	-2,704	0.77
0312	Columbia Falls	109,391	142,475	-33,083	0.77
0376	Amsterdam Elem	8,544	11,166	-2,622	0.77
0533	Yaak Elem	3,006	3,895	-888	0.77
0715	Ovando Elem	3,385	4,400	-1,015	0.77
0745	Sidney Elem	179,614	234,043	-54,429	0.77
0928	Frazer H S	17,629	22,797	-5,168	0.77
1191	Gardiner H S	22,600	29,539	-6,938	0.77
0330	Bigfork Elem	63,202	80,762	-17,559	0.78
0348	Manhattan H S	21,774	27,775	-6,000	0.78

OFFICE OF PUBLIC INSTRUCTION
 BUDGETED NON-LEVY REVENUE TO ACTUAL (EXCLUDES LGST & COAL PROCEEDS)
 FOR FISCAL YEAR ENDING JUNE 30, 1994

LE	DISTRICT NAME	BUDGET (ACTUAL 93)	ACTUAL	DIFFERENCE	BUDGET TO ACTUAL RATIO
0374	West Yellowstone	77,735	100,075	-22,340	0.78
0483	Valley View Elem	1,260	1,625	-365	0.78
0486	Swan Lake-Salmon	2,337	3,013	-675	0.78
0497	Craig Elem	742	954	-212	0.78
0502	Augusta Elem	14,336	18,496	-4,159	0.78
0717	Helmville Elem	2,382	3,050	-668	0.78
0778	Culbertson H S	31,406	40,397	-8,991	0.78
0814	Hot Springs Elem	13,209	16,920	-3,710	0.78
0821	Medicine Lake Elem	16,886	21,609	-4,722	0.78
0910	Shelby Elem	81,737	104,992	-23,254	0.78
0307	Deer Park Elem	5,748	7,231	-1,483	0.79
0334	Whitefish Elem	100,342	127,765	-27,422	0.79
0350	Bozeman Elem	395,161	500,825	-105,664	0.79
0363	Monforton Elem	16,995	21,623	-4,628	0.79
0385	Pine Grove Elem	448	569	-120	0.79
0546	Ennis Schools	23,923	30,225	-6,301	0.79
0579	Superior H S	25,761	32,594	-6,833	0.79
1223	West Glacier Elem	4,806	6,095	-1,289	0.79
0022	Community Elem	2,215	2,755	-540	0.80
0313	Columbia Falls H S	81,746	102,044	-20,297	0.80
0316	Creston Elem	8,199	10,221	-2,022	0.80
0369	Belgrade H S	48,190	60,556	-12,366	0.80
0454	Whitehall H S	21,466	26,912	-5,446	0.80
0215	Bloomfield Elem	1,222	1,516	-294	0.81
0605	Roundup Elem	46,852	58,179	-11,326	0.81
0003	Grant Elem	3,057	3,708	-650	0.82
0063	Jackson Elem	1,268	1,542	-274	0.82
0097	Carter County H S	15,679	19,018	-3,338	0.82
0469	Hobson Schools	27,239	33,334	-6,094	0.82
0682	Brady Schools	5,074	6,179	-1,104	0.82
0819	Westby H S	44,123	53,929	-9,805	0.82
0949	Judith Gap H S	14,501	17,719	-3,218	0.82
0972	Elder Grove Elem	39,112	47,555	-8,443	0.82
0310	Kalispell Elem	245,718	294,724	-49,006	0.83
0987	Pioneer Elem	6,325	7,586	-1,260	0.83
1184	West Valley Elem	15,389	18,571	-3,182	0.83
0351	Bozeman H S	363,635	435,427	-71,792	0.84
0359	Cottonwood Elem	1,546	1,844	-298	0.84
0360	Three Forks Elem	42,056	50,069	-8,013	0.84
0366	Anderson Elem	9,690	11,491	-1,801	0.84
0367	La Motte Elem	5,150	6,099	-949	0.84
0488	Helena H S	674,562	803,161	-128,599	0.84
0491	Trinity Elem	2,095	2,501	-406	0.84
0492	East Helena Elem	66,271	78,994	-12,722	0.84
0538	Sheridan H S	14,069	16,849	-2,779	0.84
0545	Ennis Elem	35,474	42,050	-6,576	0.84
0732	Stevensville Elem	63,597	75,841	-12,244	0.84
0862	Absarokee H S	22,369	26,498	-4,129	0.84
0012	Polaris Elem	1,066	1,260	-194	0.85
0308	Fair-Mont-Egan	10,500	12,326	-1,826	0.85
0416	Philipsburg	24,578	28,976	-4,397	0.85
0456	Boulder Elem	48,126	56,856	-8,729	0.85
0635	Springdale Elem	802	942	-139	0.85
0642	Winnett Schools	19,708	23,287	-3,579	0.85
0811	Noxon Elem	16,702	19,730	-3,028	0.85
0069	Roberts Schools	15,032	17,401	-2,368	0.86

OFFICE OF PUBLIC INSTRUCTION
 BUDGETED NON-LEVY REVENUE TO ACTUAL (EXCLUDES LGST & COAL PROCEEDS)
 FOR FISCAL YEAR ENDING JUNE 30, 1994

LE	DISTRICT NAME	BUDGET (ACTUAL 93)	ACTUAL	DIFFERENCE	BUDGET TO ACTUAL RATIO
0455	Basin Elem	6,448	7,515	-1,067	0.86
0501	Lincoln Elem	19,277	22,398	-3,120	0.86
0597	Seeley Lake Elem	19,085	22,300	-3,215	0.86
0614	Gardiner Elem	31,973	37,350	-5,376	0.86
0782	Brockton Elem	4,990	5,810	-820	0.86
0896	Golden Ridge Elem	2,215	2,585	-370	0.86
0933	Hinsdale H S	17,533	20,484	-2,951	0.86
0487	Helena Elem	738,724	848,189	-109,465	0.87
0588	Lolo Elem	43,151	49,846	-6,695	0.87
1209	K-G H S	17,325	19,897	-2,572	0.87
0056	Red Lodge Elem	42,524	48,104	-5,579	0.88
0087	Ekalaka Elem	32,480	36,740	-4,259	0.88
0182	Cottonwood Elem	7,220	8,196	-976	0.88
0507	J-I Elem	23,634	26,809	-3,175	0.88
0748	Savage H S	19,245	21,839	-2,594	0.88
0749	Brorson Elem	2,011	2,283	-272	0.88
0802	Plains Elem	35,785	40,684	-4,898	0.88
0842	Ramsay Elem	14,598	16,614	-2,015	0.88
0850	Reedpoint Elem	5,600	6,334	-733	0.88
0890	Fairfield Elem	24,016	27,138	-3,122	0.88
0900	Greenfield Elem	6,965	7,918	-953	0.88
0903	Sunburst Schools	38,100	43,495	-5,394	0.88
0923	Hysham H S	16,463	18,679	-2,216	0.88
1219	Blue Sky Elem	23,705	26,926	-3,221	0.88
0057	Red Lodge H S	29,690	33,395	-3,705	0.89
0258	Lewistown Elem	84,525	94,972	-10,447	0.89
0320	Helena Flats Elem	16,208	18,113	-1,904	0.89
0327	Somers Elem	42,948	48,480	-5,532	0.89
0361	Three Forks H S	29,630	33,435	-3,805	0.89
0569	White Sulphur Spgs	43,347	48,721	-5,374	0.89
0675	Conrad H S	49,761	56,195	-6,434	0.89
0726	Terry Schools	52,242	58,906	-6,663	0.89
0794	Rosebud Elem	13,202	14,757	-1,554	0.89
0815	Hot Springs H S	8,132	9,165	-1,033	0.89
0883	Choteau Elem	39,025	43,859	-4,833	0.89
0946	Harlowton H S	29,244	32,960	-3,716	0.89
0948	Judith Gap Elem	7,749	8,713	-963	0.89
0964	Wibaux Schools	50,430	56,385	-5,955	0.89
1224	Liberty Elem	1,217	1,366	-148	0.89
0256	Plevna Schools	62,207	69,444	-7,237	0.90
0368	Belgrade Elem	90,377	100,563	-10,186	0.90
0415	Philipsburg Elem	37,508	41,465	-3,957	0.90
0613	Park H S	100,302	111,822	-11,520	0.90
0971	Laurel H S	68,198	75,804	-7,606	0.90
0059	Bridger Schools	33,851	37,305	-3,454	0.91
0135	Loma Elem	6,568	7,209	-641	0.91
0236	Anaconda Elem	156,119	172,358	-16,238	0.91
0458	Cardwell Elem	5,517	6,066	-548	0.91
0503	Augusta H S	12,204	13,364	-1,159	0.91
0719	Elliston Elem	3,324	3,656	-332	0.91
0768	Lambert Elem	29,879	32,893	-3,014	0.91
0847	Park City H S	9,642	10,540	-897	0.91
1189	Hardin H S	49,243	53,999	-4,755	0.91
0406	Ryegate Elem	8,377	9,065	-687	0.92
0419	Drummond Elem	16,997	18,482	-1,485	0.92
0584	Missoula H S	643,278	702,944	-59,666	0.92

OFFICE OF PUBLIC INSTRUCTION
 BUDGETED NON-LEVY REVENUE TO ACTUAL (EXCLUDES LGST & COAL PROCEEDS)
 FOR FISCAL YEAR ENDING JUNE 30, 1994

LE	DISTRICT NAME	BUDGET (ACTUAL 93)	ACTUAL	DIFFERENCE	BUDGET TO ACTUAL RATIO
0859	Rapelje H S	7,033	7,643	-609	0.92
0889	Bynum Elem	3,004	3,261	-257	0.92
0073	Edgar Elem	7,249	7,792	-543	0.93
0154	Geraldine H S	14,850	16,003	-1,153	0.93
0281	Denton Elem	17,220	18,601	-1,380	0.93
0489	Kessler Elem	24,694	26,526	-1,831	0.93
0570	White Sulphur Spgs	22,215	23,780	-1,565	0.93
0586	Hellgate Elem	72,317	77,368	-5,051	0.93
0599	Frenchtown Schools	149,637	161,241	-11,604	0.93
0790	Forsyth Elem	74,723	80,488	-5,765	0.93
0145	Highwood Elem	21,064	22,374	-1,310	0.94
0273	Moore Elem	11,820	12,522	-701	0.94
0323	Kila Elem	9,503	10,087	-583	0.94
0674	Conrad Elem	74,050	78,752	-4,702	0.94
0712	Deer Lodge Elem	91,134	96,990	-5,856	0.94
0740	Darby Schools	66,218	70,380	-4,162	0.94
0746	Sidney H S	119,971	127,562	-7,591	0.94
0795	Rosebud H S	12,800	13,665	-864	0.94
0969	Canyon Creek Elem	17,789	18,834	-1,044	0.94
0045	Turner H S	38,999	40,884	-1,884	0.95
0133	Fort Benton Elem	57,623	60,373	-2,750	0.95
0137	Big Sandy Elem	35,064	37,002	-1,938	0.95
0274	Moore H S	9,848	10,386	-538	0.95
0402	Cut Bank Elem	72,329	76,396	-4,066	0.95
0426	Box Elder H S	4,175	4,417	-241	0.95
0534	Trego Elem	5,177	5,468	-290	0.95
0547	Circle Elem	45,189	47,691	-2,501	0.95
0583	Missoula Elem	657,816	691,492	-33,676	0.95
0720	Avon Elem	3,592	3,767	-175	0.95
0751	Fairview H S	224,018	234,797	-10,778	0.95
0882	Sweet Grass County	43,865	46,205	-2,340	0.95
0935	Opheim Schools	38,192	40,378	-2,186	0.95
1225	Sun River Valley	28,761	30,145	-1,384	0.95
0071	Fromberg Elem	13,867	14,516	-649	0.96
0317	Cayuse Prairie	53,596	56,077	-2,480	0.96
0617	Cooke City Elem	1,718	1,789	-70	0.96
0865	Big Timber Elem	35,836	37,491	-1,655	0.96
0941	Lustre Elem	36,057	37,678	-1,621	0.96
1193	Deer Creek Elem	2,392	2,505	-112	0.96
0060	Joliet Elem	15,147	15,619	-471	0.97
0216	Lindsay Elem	1,913	1,967	-54	0.97
0453	Whitehall Elem	33,278	34,232	-954	0.97
0522	Libby Schools	361,886	371,621	-9,734	0.97
0733	Stevensville H S	43,659	45,203	-1,544	0.97
0803	Plains H S	29,912	30,818	-906	0.97
0828	Plentywood Schools	79,275	82,052	-2,776	0.97
0932	Hinsdale Elem	11,718	12,031	-313	0.97
0968	Blue Creek Elem	9,280	9,559	-278	0.97
1203	Saco Elem	32,588	33,471	-883	0.97
0339	Evergreen Elem	63,683	64,846	-1,163	0.98
0681	Brady Elem	15,111	15,367	-255	0.98
0827	Plentywood Elem	58,948	60,237	-1,288	0.98
0006	Beaverhead County	83,328	84,052	-723	0.99
0061	Joliet H S	17,089	17,295	-206	0.99
0342	Olney-Bissell Elem	9,819	9,888	-69	0.99
0411	Lavina Schools	5,940	6,026	-86	0.99

OFFICE OF PUBLIC INSTRUCTION
 BUDGETED NON-LEVY REVENUE TO ACTUAL (EXCLUDES LGST & COAL PROCEEDS)
 FOR FISCAL YEAR ENDING JUNE 30, 1994

LE	DISTRICT NAME	BUDGET (ACTUAL 93)	ACTUAL	DIFFERENCE	BUDGET TO ACTUAL RATIO
0608	Melstone H S	19,748	19,958	-210	0.99
0861	Absarokee Elem	39,232	39,752	-520	0.99
0884	Choteau H S	50,308	50,927	-619	0.99
0891	Fairfield H S	30,245	30,580	-335	0.99
0966	Billings H S	793,247	804,991	-11,743	0.99
0989	Independent Elem	11,506	11,644	-137	0.99
0072	Fromberg H S	10,958	10,932	25	1.00
0207	Dawson County H S	153,719	153,205	513	1.00
0520	Troy H S	41,356	41,186	170	1.00
0881	Bridge Elem	864	861	3	1.00
0945	Harlowton Elem	24,574	24,506	67	1.00
0028	Chinook Elem	91,821	90,926	895	1.01
0134	Fort Benton H S	39,583	39,160	423	1.01
0311	Flathead H S	280,561	278,107	2,454	1.01
0335	Whitefish H S	91,636	90,983	653	1.01
0341	Marion Elem	10,185	10,055	129	1.01
0582	St Regis H S	25,401	25,221	180	1.01
0590	Bonner Elem	47,257	46,994	263	1.01
0606	Roundup H S	33,292	32,819	473	1.01
0709	South Stacey Elem	673	669	3	1.01
0713	Powell County H S	82,354	81,698	656	1.01
0721	Gold Creek Elem	1,785	1,771	13	1.01
0044	Turner Elem	31,217	30,517	700	1.02
0112	Belt Elem	30,323	29,719	604	1.02
0127	Vaughn Elem	15,557	15,184	372	1.02
0172	Miles City Elem	173,502	170,906	2,595	1.02
0403	Cut Bank H S	66,032	64,560	1,471	1.02
0473	Geyser H S	6,209	6,110	99	1.02
0937	Nashua Schools	14,336	14,011	325	1.02
0982	Huntley Project	61,280	60,010	1,269	1.02
0200	Flaxville Schools	24,708	23,908	800	1.03
0893	Dutton Schools	15,921	15,497	423	1.03
0970	Laurel Elem	197,268	192,264	5,003	1.03
1221	Lincoln Schools	13,704	13,262	442	1.03
0407	Ryegate Schools	7,711	7,435	276	1.04
0519	Troy Elem	63,651	61,394	2,257	1.04
0530	McCormick Elem	1,512	1,453	58	1.04
0576	Alberton Elem	27,235	26,297	938	1.04
0925	Glasgow Elem	149,494	143,259	6,234	1.04
0926	Glasgow Schools	103,072	99,234	3,837	1.04
1205	Charlo Elem	14,151	13,601	550	1.04
0495	Wolf Creek Elem	4,075	3,872	203	1.05
0743	Florence-Carlton	64,906	62,049	2,856	1.05
0986	Shepherd H S	41,017	39,080	1,937	1.05
0030	Harlem Elem	16,057	15,099	957	1.06
0357	Springhill Elem	2,330	2,202	128	1.06
0840	Butte Elem	718,356	675,471	42,884	1.06
0965	Billings Elem	1,512,748	1,432,452	80,295	1.06
1220	Blue Sky Schools	29,552	27,806	1,746	1.06
0282	Denton H S	10,058	9,389	669	1.07
0478	Polson H S	53,455	49,938	3,517	1.07
0562	Southview Elem	1,736	1,618	118	1.07
0578	Superior Elem	54,784	51,337	3,447	1.07
0593	Target Range Elem	35,782	33,363	2,418	1.07
0791	Forsyth H S	23,709	22,062	1,647	1.07
0894	Power Elem	14,376	13,455	921	1.07

OFFICE OF PUBLIC INSTRUCTION
BUDGETED NON-LEVY REVENUE TO ACTUAL (EXCLUDES LGST & COAL PROCEEDS)
FOR FISCAL YEAR ENDING JUNE 30, 1994

LE	DISTRICT NAME	BUDGET (ACTUAL 93)	ACTUAL	DIFFERENCE	BUDGET TO ACTUAL RATIO
0445	Cottonwood Elem	6,741	6,253	487	1.08
0477	Polson Elem	87,198	80,585	6,612	1.08
0595	Clinton Elem	17,646	16,404	1,242	1.08
0671	Dupuyer Elem	3,642	3,385	257	1.08
0786	Froid Elem	13,137	12,160	977	1.08
0508	J-I H S	18,450	16,875	1,575	1.09
0098	Great Falls Elem	1,127,864	1,022,440	105,424	1.10
0138	Big Sandy H S	21,838	19,780	2,057	1.10
0196	Peerless Schools	55,874	50,592	5,282	1.10
0548	Circle H S	58,940	53,712	5,228	1.10
0600	Musselshell Elem	2,311	2,110	200	1.10
0161	Knees Elem	5,054	4,568	486	1.11
0206	Glendive Elem	148,320	134,079	14,241	1.11
0237	Anaconda H S	121,804	109,828	11,976	1.11
0680	Valier H S	17,405	15,640	1,765	1.11
0807	Trout Creek Elem	9,713	8,785	928	1.11
0898	Pendroy Elem	2,249	2,024	224	1.11
0936	Nashua Elem	14,652	13,200	1,452	1.11
0269	Grass Range H S	15,986	14,142	1,844	1.13
0985	Shepherd Elem	36,952	32,783	4,168	1.13
0259	Fergus H S	82,884	73,010	9,873	1.14
0498	Auchard Creek Elem	725	638	87	1.14
0577	Alberton H S	26,759	23,540	3,219	1.14
0967	Lockwood Elem	126,217	110,615	15,602	1.14
1212	Butte H S	457,275	400,957	56,317	1.14
0101	Cascade Elem	28,623	24,888	3,734	1.15
0940	Fort Peck Elem	12,755	11,102	1,653	1.15
0146	Highwood H S	11,931	10,321	1,609	1.16
0658	Malta Elem	94,307	81,049	13,258	1.16
0775	Poplar Elem	96,922	83,827	13,094	1.16
0427	Havre Elem	250,693	213,689	37,003	1.17
0705	Broadus Elem	46,817	40,105	6,711	1.17
0192	Custer County H S	145,018	122,854	22,164	1.18
0378	Garfield County H	21,764	18,471	3,293	1.18
0528	Lincoln County H S	40,704	34,565	6,138	1.18
0663	Whitewater H S	82,122	69,800	12,321	1.18
0099	Great Falls H S	955,720	805,724	149,995	1.19
0781	Wolf Point H S	78,370	66,043	12,326	1.19
0102	Cascade H S	24,711	20,625	4,085	1.20
0173	Kircher Elem	4,560	3,807	753	1.20
0268	Grass Range Elem	9,110	7,576	1,533	1.20
0355	Willow Creek H S	3,647	3,032	615	1.20
0460	Montana City Elem	62,645	52,321	10,324	1.20
0769	Lambert H S	20,465	17,061	3,404	1.20
0774	Frontier Elem	123,586	102,718	20,867	1.20
0789	Birney Elem	3,906	3,246	660	1.20
0983	Huntley Project H	44,591	37,057	7,533	1.20
0818	Westby Elem	95,734	79,116	16,618	1.21
0777	Culbertson Elem	37,212	30,379	6,832	1.22
0452	Clancy Elem	82,030	66,763	15,267	1.23
0420	Drummond H S	53,695	43,372	10,322	1.24
0741	Lone Rock Elem	17,314	13,907	3,407	1.24
0837	Hiawatha Elem	5,990	4,846	1,144	1.24
1216	North Harlem	338	273	65	1.24
0194	Scobey Schools	149,239	119,536	29,703	1.25
0849	Columbus H S	32,957	26,287	6,670	1.25

OFFICE OF PUBLIC INSTRUCTION
 BUDGETED NON-LEVY REVENUE TO ACTUAL (EXCLUDES LGST & COAL PROCEEDS)
 FOR FISCAL YEAR ENDING JUNE 30, 1994

LE	DISTRICT NAME	BUDGET (ACTUAL 93)	ACTUAL	DIFFERENCE	BUDGET TO ACTUAL RATIO
0264	Deerfield Elem	871	685	186	1.27
0472	Geyser Elem	8,029	6,332	1,697	1.27
0848	Columbus Elem	50,791	39,643	11,148	1.28
0927	Frazer Elem	9,324	7,306	2,017	1.28
0418	Hall Elem	9,621	7,400	2,221	1.30
0858	Rapelje Elem	7,297	5,588	1,709	1.31
0915	Galata Elem	5,074	3,873	1,201	1.31
0055	Townsend Schools	90,935	68,731	22,204	1.32
0471	Raynesford Elem	2,754	2,088	665	1.32
0581	St Regis Elem	28,854	21,888	6,966	1.32
0670	Heart Butte Elem	16,387	12,299	4,088	1.33
0978	Broadview Elem	22,456	16,910	5,545	1.33
0481	St Ignatius	73,037	54,114	18,922	1.35
0800	Ashland Elem	22,053	16,289	5,764	1.35
0979	Broadview H S	22,148	16,462	5,686	1.35
0532	Sylvanite Elem	1,185	872	313	1.36
0113	Belt H S	35,702	25,976	9,726	1.37
0843	Divide Elem	1,635	1,185	450	1.38
0895	Power H S	11,349	8,229	3,120	1.38
0228	Richey H S	18,576	13,363	5,213	1.39
0400	Browning Elem	148,461	106,626	41,835	1.39
0659	Malta H S	59,668	42,896	16,772	1.39
0975	Custer Schools	52,731	37,638	15,093	1.40
0822	Medicine Lake H S	26,093	18,479	7,614	1.41
0105	Centerville H S	17,613	12,366	5,247	1.42
1206	Charlo H S	15,647	10,984	4,663	1.42
0291	Winifred Schools	30,535	21,336	9,199	1.43
0718	Garrison Elem	1,441	1,004	436	1.43
1199	Ronan Elem	134,447	93,998	40,448	1.43
0190	S H-Foster Creek	952	658	294	1.45
0425	Box Elder Elem	9,915	6,849	3,066	1.45
0265	Cottonwood Elem	557	381	175	1.46
0947	Shawmut Elem	2,182	1,498	684	1.46
0272	King Colony Elem	783	529	253	1.48
0280	Roy Schools	22,185	14,840	7,345	1.49
0404	East Glacier Park	14,640	9,821	4,819	1.49
0118	Simms H S	31,330	20,714	10,616	1.51
0364	Gallatin Gateway	27,263	17,962	9,300	1.52
0780	Wolf Point Elem	85,554	56,322	29,231	1.52
1217	Gildford Colony	499	328	171	1.52
0104	Centerville Elem	27,306	17,840	9,466	1.53
0177	Trail Creek Elem	3,113	2,009	1,103	1.55
0657	Saco H S	53,804	34,641	19,162	1.55
0227	Richey Elem	20,237	12,949	7,288	1.56
0652	Second Creek Elem	756	483	273	1.57
0309	Swan River Elem	12,644	7,981	4,663	1.58
0568	Lenep Elem	356	225	131	1.58
0510	Chester Elem	54,049	34,089	19,960	1.59
1228	Shields Valley H S	40,547	25,553	14,994	1.59
0096	Alzada Elem	4,339	2,704	1,634	1.60
0706	Powder River Co	49,607	30,487	19,119	1.63
0776	Poplar H S	67,960	41,709	26,250	1.63
1218	Ayers Elem	602	369	233	1.63
1200	Ronan H S	87,226	51,468	35,757	1.69
0034	Zurich Elem	9,577	5,636	3,940	1.70
0653	Landusky Elem	2,154	1,252	902	1.72

OFFICE OF PUBLIC INSTRUCTION
 BUDGETED NON-LEVY REVENUE TO ACTUAL (EXCLUDES LGST & COAL PROCEEDS)
 FOR FISCAL YEAR ENDING JUNE 30, 1994

LE	DISTRICT NAME	BUDGET (ACTUAL 93)	ACTUAL	DIFFERENCE	BUDGET TO ACTUAL RATIO
0025	Lodge Grass Elem	39,604	22,907	16,697	1.73
0428	Havre H S	112,737	63,525	49,211	1.77
0648	Dodson H S	30,592	17,220	13,372	1.78
0808	Paradise Elem	7,551	4,247	3,303	1.78
0131	Ulm Elem	13,591	7,526	6,065	1.81
0566	Vida Elem	6,656	3,501	3,155	1.90
0787	Froid H S	8,709	4,559	4,149	1.91
0029	Chinook H S	144,894	75,316	69,577	1.92
0506	Whitlash Elem	1,889	952	937	1.99
1195	Deep Creek Elem	1,571	774	796	2.03
0792	Lame Deer Elem	39,399	18,896	20,502	2.08
0076	Belfry Schools	28,168	13,053	15,115	2.16
0796	Colstrip Elem	143,894	63,880	80,014	2.25
0647	Dodson Elem	10,670	4,670	6,000	2.28
0592	DeSmet Elem	13,147	5,639	7,508	2.33
0474	Arlee Elem	48,143	20,202	27,940	2.38
0797	Colstrip H S	112,986	45,662	67,324	2.47
1196	Yellowstone	255,054	101,546	153,508	2.51
0475	Arlee H S	37,478	14,324	23,153	2.62
0809	Dixon Elem	12,184	4,636	7,548	2.63
0574	Ringling Elem	2,351	868	1,482	2.71
0783	Brockton H S	7,035	2,598	4,436	2.71
0424	Davey Elem	3,156	1,148	2,007	2.75
0976	Morin Elem	7,270	2,353	4,917	3.09
1222	Mountain View Elem	586	176	410	3.33
0370	Malmborg Elem	5,303	1,574	3,729	3.37
0386	Kester Elem	781	222	559	3.52
1190	Lodge Grass H S	66,926	17,407	49,519	3.84
0401	Browning H S	119,552	27,672	91,880	4.32
0410	Lavina Elem	44,913	8,488	36,425	5.29
0851	Reedpoint H S	24,986	3,905	21,080	6.40
1229	Rocky Boy H S	11,636	1,640	9,995	7.09
0813	Camas Prairie Elem	1,600	222	1,377	7.20
1207	Rocky Boy Elem	30,839	3,691	27,148	8.35
0785	Bainville Schools	114,317	13,471	100,846	8.49
0048	Bear Paw Elem	3,875	266	3,609	14.52
1213	Hays-Lodge Pole	35,766	2,139	33,626	16.71
0254	Fertile Prairie	8,102	116	7,985	69.63
TOTAL		24,732,110	24,578,058	154,052	1.30

DATE 1-20-95

SENATE COMMITTEE ON Education

BILLS BEING HEARD TODAY: S.B. 118 - S.J.R. 5

< ■ > PLEASE PRINT < ■ >

Check One

Name	Representing	Bill No.	Support	Oppose
<i>Don Frye</i>	<i>Sam</i>	<i>118</i>	<input checked="" type="checkbox"/>	<input type="checkbox"/>
Linda Hamilton	Virginia City	SJR#5	<input checked="" type="checkbox"/>	<input type="checkbox"/>
LOURAE A. MYHRE	VERMILION CITY	"	<input checked="" type="checkbox"/>	<input type="checkbox"/>
John W. Ellingsen	Virginia City	"	<input checked="" type="checkbox"/>	<input type="checkbox"/>
Rand Bradley	Twin Bridges	SB 118 SJR5	<input checked="" type="checkbox"/>	<input type="checkbox"/>
PATRICIA BRADLEY	TWIN BRIDGES	SJR5	<input checked="" type="checkbox"/>	<input type="checkbox"/>
Coral NOYES	VIRGINIA CITY WHITEH. PRESERV. SOCIETY	"	<input checked="" type="checkbox"/>	<input type="checkbox"/>
JOHN NOYES	VIRGINIA CITY PRESERVATION ASSOC.	SJR5	<input checked="" type="checkbox"/>	<input type="checkbox"/>
Don Waldron	MREA	SB 118	<input checked="" type="checkbox"/>	<input type="checkbox"/>
Peggy Lindahl	Virginia City Pres.	SJR#5	<input checked="" type="checkbox"/>	<input type="checkbox"/>
Curt Jendahl	Virginia City Venn	SJR#5	<input checked="" type="checkbox"/>	<input type="checkbox"/>
Walter Ginn	Dept of Commerce	SJR 5	<input checked="" type="checkbox"/>	<input type="checkbox"/>
Gaye L. Rossow	Virginia City Preservation A.	SJR#5	<input checked="" type="checkbox"/>	<input type="checkbox"/>
Robert Gabler	Virginia City MT	SJR#5	<input checked="" type="checkbox"/>	<input type="checkbox"/>
Pharulee Tucker	Virginia City, Ont	SJR#5	<input checked="" type="checkbox"/>	<input type="checkbox"/>

VISITOR REGISTER

PLEASE LEAVE PREPARED STATEMENT WITH COMMITTEE SECRETARY

DATE 1/20/15

SENATE COMMITTEE ON Education

BILLS BEING HEARD TODAY: SB-118

< ■ > PLEASE PRINT < ■ >

Check One

Name	Representing	Bill No.	Support	Oppose
Bob Odeman	MASBO, Route #1	118	✓	
Michael H. Kelly	MSBA	118	X	
Larry Fasbender	G FPS	118	✓	
Synda Brannon	MASBO	118	✓	

VISITOR REGISTER

PLEASE LEAVE PREPARED STATEMENT WITH COMMITTEE SECRETARY

DATE 1/20/95

SENATE COMMITTEE ON Education

BILLS BEING HEARD TODAY: SB-118

< ■ > PLEASE PRINT < ■ >

Check One

Name	Representing	Bill No.	Support	Oppose
Manuel Sharp	Montana Hist Socies	SD 5	✓	
Jim McDermis	HISTORICAL ARCH. MISSOULA	SJS	✓	
Kathy McKay	Columbia Falls	SJS	✓	
LEISA SMITH	HELLENA	SJR 5	✓	
Kathy Fabiano	OPI	SB118		✓
Gloria Neumann	MT Cultural Advocacy	SJR 5	✓	
John Brunley	Montana Preservation	SJS	✓	
Kathy MacFarland	MT Preservation Alliance	SJS	✓	
ELLEN SIEVERT	" " "	SJS	✓	
Gretchen Olheiser	" " "	"	✓	
Jon Axline	" " "	"	✓	
KARL OHS	HD # 3	SJS	✓	
DAN RITTER	MT CHAMBER	SJS	✓	
Kelly Elser	Sheridan MT	SJS	✓	

VISITOR REGISTER

PLEASE LEAVE PREPARED STATEMENT WITH COMMITTEE SECRETARY