

## **MINUTES**

### **MONTANA HOUSE OF REPRESENTATIVES 53rd LEGISLATURE - SPECIAL SESSION**

#### **COMMITTEE ON EDUCATION & CULTURAL RESOURCES**

**Call to Order:** By **CHAIRMAN H.S. "SONNY" HANSON**, on December 2, 1993, at 1:00 P.M.

#### **ROLL CALL**

##### **Members Present:**

Rep. Sonny Hanson, Chairman (R)  
Rep. Alvin Ellis, Vice Chairman (R)  
Rep. Ray Brandewie (R)  
Rep. Fritz Daily (D)  
Rep. Ervin Davis (D)  
Rep. Ed Dolezal (D)  
Rep. Dan Harrington (D)  
Rep. Jack Herron (R)  
Rep. Bob Gervais (D)  
Rep. Bea McCarthy (D)  
Rep. Scott McCulloch (D)  
Rep. Norm Mills (R)  
Rep. Bill Rehbein (R)  
Rep. Sam Rose (R)  
Rep. Dick Simpkins (R)  
Rep. Wilbur Spring (R)  
Rep. Norm Wallin (R)  
Rep. Diana Wyatt (D)

**Members Excused:** None.

**Members Absent:** None.

**Staff Present:** Andrea Merrill, Legislative Council  
Claudia Johnson, Committee Secretary

**Please Note:** These are summary minutes. Testimony and discussion are paraphrased and condensed.

**Committee Business Summary:**  
Hearing: None

#### **EXECUTIVE ACTION ON HB 22**

**Motion:** REP. ELLIS MOVED HB 22 DO PASS.

**Motion:** REP. ELLIS MOVED TO ADOPT AMENDMENTS.

HOUSE EDUCATION & CULTURAL RESOURCES COMMITTEE

December 2, 1993

Page 2 of 2

Discussion: Curt Nichols explained the amendments. EXHIBITS 1, 2, & 3

REPS. WYATT, MCCARTHY, McCULLOCH and ELLIS discussed the reserve money in the budgets.

Vote: Roll call vote was taken. The Motion carried 10-8 with REPS. WYATT, DAILY, DAVIS, DOLEZAL, HARRINGTON, GERVAIS, MCCARTHY and MCCULLOCH voting no. EXHIBIT 4

Motion: REP. ELLIS MOVED HB 22 DO PASS AS AMENDED.

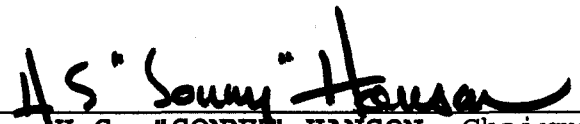
DISCUSSION: REP. DOLEZAL said this bill was a result of what happened in the 1993 session. HB 667 was designed to be an equalization bill but immediately was de-equalized by taking \$30 million out of it. He said the legislature will take \$30 million out of K-12 but allow the local districts to recapture the \$30 million. A permissive capability was granted. School district board members provided the back fill and raised the levies to accommodate the short fall the state had created. The schools will be cut but not granted the authority to raise any money unless the people voted on it. The legislature wants schools to provide quality education but there will be no money or the means to raise the money.


REP. ELLIS said equalization is spending the same amount of money per students statewide on equally sized schools. This addition does not alter this concept but threatens it only slightly.

VOTE: Roll call vote was taken. Motion carried 10 - 8 with REPS. WYATT, DAILY, DAVIS, DOLEZAL, HARRINGTON, GERVAIS, MCCARTHY and MCCULLOCH voting no. EXHIBIT 5

ADJOURNMENT

Adjournment: 2:30 P.M.

  
H.S. "SONNY" HANSON, Chairman

  
Claudia Johnson, Secretary

HSH/cj

HOUSE OF REPRESENTATIVES  
EDUCATION AND CULTURAL RESOURCE COMMITTEE

ROLL CALL

DATE 12-2-93

NAME	AYE	NO
REP. H.S. "SONNY" HANSON, CHAIRMAN	✓	
REP. ALVIN ELLIS, VICE CHAIRMAN	✓	
REP. DIANA WYATT, VICE CHAIR	✓	
REP. RAY BRANDEWIE	✓	
REP. FRITZ DAILY	✓	
REP. ERVIN DAVIS	✓	
REP. ED DOLEZAL	✓	
REP. DAN HARRINGTON	✓	
REP. JACK HERRON	✓	
REP. BOB GERVAIS	✓	
REP. BEA McCARTHY	✓	
REP. SCOTT McCULLOCH	✓	
REP. NORM MILLS	✓	
REP. BILL REHBEIN	✓	
REP. SAM ROSE	✓	
REP. DICK SIMPKINS	✓	
REP. WILBUR SPRING	✓	
REP. NORM WALLIN	✓	

HR:1993  
wp:rlclvote.man  
CS-11



## HOUSE STANDING COMMITTEE REPORT

December 2, 1993

Page 1 of 5

Mr. Speaker: We, the committee on Education and Cultural Resources report that House Bill 22 (first reading copy -- white) do pass as amended.

Signed: *HS 'Sonny' Hanson*  
Sonny Hanson, Chair

And, that such amendments read:

1. Title, lines 7 through 17.

Strike: "1.5" on line 7

Insert: "2.8"

Following: "PERCENT;" on line 7

Strike: remainder of line 7 through "DISTRICT;" on line 17

Insert: "REVISING THE LIMIT ON SCHOOL DISTRICT GENERAL FUND  
BUDGET RESERVES;"

2. Title, lines 18 and 19.

Following: line 17

Strike: "20-9-302, 20-9-303," on line 18

Insert: "20-9-104, 20-9-141,"

Following: "20-9-306,"

Strike: "20-9-308, and 20-9-311," on line 18

Following: "MCA" on line 18

Strike: remainder of line 18 through "1993" on line 19

3. Title, lines 20 and 21.

Strike: second "AN" on line 20

Strike: "DATE" on line 21

Insert: "DATES"

4. Page 1, line 23.

Following: line 22

Insert: "WHEREAS, it is the intent of the Legislature to  
acknowledge and to support the constitutional role of the  
boards of trustees to supervise and control the public  
school districts of the state. However, it is also the

Committee Vote:  
Yes 10, No 8.

*12-2-93  
HHS*

41601SC.Hcr

intent of the Legislature to request that each board of trustees of a school district carefully review the district's expenditures for school administration, extracurricular activities, extracurricular athletics, and special education. The Legislature further requests that, as a result of this investigation, the boards of trustees consider and pursue the possibilities of consolidating school districts."

5. Page 1, line 24 through page 5, line 21.

Strike: sections 1 and 2 in their entirety

Insert: "Section 1. Section 20-9-104, MCA, is amended to read:

"20-9-104. General fund operating reserve. (1) At the end of each school fiscal year, the trustees of each district shall designate the portion of the general fund end-of-the-year fund balance that is to be earmarked as operating reserve for the purpose of paying general fund warrants issued by the district from July 1 to November 30 of the ensuing school fiscal year. Except as provided in subsections (5) and ~~(6)~~ through (7), the amount of the general fund balance that is earmarked as operating reserve may not exceed ~~10%~~ 15% of the amount to be raised from the district general fund budget levy, excluding any amount of nonlevy revenue that may be available to reduce the district levy, for the final general fund budget for the ensuing school fiscal year.

(2) The amount held as operating reserve may not be used for property tax reduction in the manner permitted by 20-9-141(1)(b) for other receipts.

(3) Excess reserves as provided in subsection (5) may be appropriated to reduce the BASE budget levy, the over-BASE budget levy, or the additional levy provided by 20-9-353, except that districts with a balance on June 30, 1993, in the excess reserve account for Public Law 81-874 funds shall transfer the June 30, 1993, balance to the impact aid fund established in 20-9-514.

(4) Any portion of the general fund end-of-the-year fund balance that is not reserved under subsection (2) or reappropriated under subsection (3) is fund balance reappropriated and must be used for property tax reduction as provided in 20-9-141(1)(b)(iii).

(5) For fiscal year 1994 and subsequent fiscal years, the limitation of subsection (1) does not apply when the amount in excess of the limitation is equal to or less than one or more of the following:

(a) the unused balance of any amount received:

(i) in settlement of tax payments protested in a prior school fiscal year;

(ii) in taxes from a prior school fiscal year as a result of a tax audit by the department of revenue or its agents; and

(iii) in delinquent taxes from a prior school fiscal year;  
or

(b) any amount received as a general bonus payment under 20-6-401.

(6) The limitation of subsection (1) does not apply when the amount earmarked as operating reserve is \$10,000 or less.

(7) For implementation of the limitation in subsection (1) for the school fiscal year beginning July 1, 1993, the superintendent of public instruction shall:

(a) determine the new reserve limitation for a district as provided for in subsection (1);

(b) determine the amount by which the previously calculated reserve amount for a district exceeds the new limitation;

(c) determine from the final general fund budget of a district, excluding any budget amendment, the fund balance reappropriated that would have been available to reduce the district general fund budget levy for the school fiscal year;

(d) determine any reduction in the state obligation for guaranteed tax base aid for the district that occurs as a result of recalculating the district's fund balance reappropriated;

(e) reduce the final guaranteed tax base aid payment to the district for the school fiscal year beginning July 1, 1993; and

(f) determine any reduction in the district general fund budget levy that would have occurred as a result of recalculating the district's fund balance reappropriated as required in subsection (1); and

(g) allow the district to apply the reduction forward to the ensuing school fiscal year to reduce any district levy."

**Section 2.** Section 20-9-141, MCA, is amended to read:

**"20-9-141. Computation of general fund net levy requirement by county superintendent.** (1) The county superintendent shall compute the levy requirement for each district's general fund on the basis of the following procedure:

(a) Determine the funding required for the district's final general fund budget less the sum of direct state aid and the special education allowable cost payment for the district by totaling:

(i) the district's nonisolated school BASE budget requirement to be met by a district levy as provided in 20-9-303; and

(ii) any general fund budget amount adopted by the trustees of the district under the provisions of 20-9-308 and 20-9-353, including any additional funding for a general fund budget that exceeds the maximum general fund budget.

(b) Determine the money available for the reduction of the property tax on the district for the general fund by totaling:

(i) general fund balance reappropriated, as established

under the provisions of 20-9-104; and

(ii) amounts received in the last fiscal year for which revenue reporting was required for each of the following sources:

(A) tuition payments for out-of-district pupils under the provisions of 20-5-321 through 20-5-323;

(B) revenue from property taxes and fees imposed under 23-2-517, 23-2-803, 61-3-504(2), 61-3-521, 61-3-537, and 67-3-204;

(C) net proceeds taxes for new production, as defined in 15-23-601;

(D) revenue from local government severance taxes as provided in 15-36-112;

(E) revenue from coal gross proceeds under 15-23-703;

(F) interest earned by the investment of general fund cash in accordance with the provisions of 20-9-213(4);

(G) revenue from corporation license taxes collected from financial institutions under the provisions of 15-31-702; and

(H) any other revenue received during the school fiscal year that may be used to finance the general fund, excluding any guaranteed tax base aid.

(c) Notwithstanding the provisions of subsection (2), subtract the money available to reduce the property tax required to finance the general fund that has been determined in subsection (1)(b) from any general fund budget amount adopted by the trustees of the district, up to the BASE budget amount, to determine the general fund BASE budget levy requirement.

(d) Subtract any amount remaining after the determination in subsection (1)(c) from any additional funding requirement to be met by an over-BASE budget amount, a district levy as provided in 20-9-303, and any additional financing as provided in 20-9-353 to determine any additional general fund levy requirements.

(2) The (a) Except as provided in subsection (2)(b), the county superintendent shall calculate the number of mills to be levied on the taxable property in the district to finance the general fund levy requirement for any amount that does not exceed the BASE budget amount for the district by dividing the amount determined in subsection (1)(c) by the sum of:

~~(a)(i)~~ the amount of guaranteed tax base aid that the district will receive for each mill levied, as certified by the superintendent of public instruction; and

~~(b)(ii)~~ the taxable valuation of the district divided by 1,000.

(b) For the school fiscal year beginning July 1, 1994, the county superintendent shall subtract, after the calculation of mills to be levied in subsection (2)(a), the amount allowed to be carried forward to reduce the district levy as provided in 20-9-104(7)(g).

(3) The net general fund levy requirement determined in

subsections (1)(c) and (1)(d) must be reported to the county commissioners on the fourth Monday of August by the county superintendent as the general fund net levy requirement for the district, and a levy must be set by the county commissioners in accordance with 20-9-142.""

Renumber: subsequent sections

6. Page 7, lines 3 and 15.

Strike: "\$197,000" in both places

Insert: "\$194,400" in both places

7. Page 7, lines 5 and 12.

Strike: "\$17,730" in both places

Insert: "\$17,496" in both places

8. Page 8, line 9.

Strike: "\$4,826"

Insert: "\$4,763"

9. Page 8, lines 17 and 25.

Strike: "\$3,448" in both places

Insert: "\$3,402" in both places

10. Page 9, line 5.

Strike: "\$4,826"

Insert: "\$4,763"

11. Page 9, line 10 through page 23, line 11.

Strike: sections 4 through 7 in their entirety

Renumber: subsequent section

12. Page 23, line 13.

Strike: "[This act] is"

Insert: "(1) [Sections 2 and 3] and this section are"

13. Page 23, line 14.

Strike: "applies"

Insert: "apply"

14. Page 23.

Following: line 15

Insert: "(2) [Section 1] is effective on passage and approval and applies retroactively, within the meaning of 1-2-109, to recalculation of school district general fund budget reserves and state guaranteed tax base obligations for the school fiscal year beginning July 1, 1993."

-END-





## HOUSE STANDING COMMITTEE REPORT

December 2, 1993

Page 1 of 2

Mr. Speaker: We, the committee on Education and Cultural Resources report that House Bill 23 (first reading copy -- white) do pass as amended.

Signed: HS "Sonny" Hanson  
Sonny Hanson, Chair

And, that such amendments read:

1. Title, lines 4 through 11.

Following: the second "ACT" on line 4

Strike: remainder of line 4 through "AMOUNT" on line 11

Insert: "REQUIRING VOTER APPROVAL FOR THE OVER-BASE BUDGET OF A  
SCHOOL DISTRICT IF THE BUDGET EXCEEDS THE PREVIOUS YEAR'S  
GENERAL FUND BUDGET OR THE PREVIOUS YEAR'S GENERAL FUND  
BUDGET PER-ANB"

2. Title, lines 13 through 15.

Following: "PER-ANB;" on line 13

Strike: remainder of line 13 through "BUDGET" on line 15

Insert: "CLARIFYING THE VOTER APPROVAL REQUIREMENTS FOR A SCHOOL  
DISTRICT GENERAL FUND BUDGET THAT EXCEEDS THE BASE AMOUNT IN  
PART"

3. Page 3, line 16.

Following: "~~whenever~~"

Insert: "(i)"

4. Page 3, line 18.

Strike: "(ii)"

Committee Vote:  
Yes 10, No 8.

40956SC.Hcr

5. Page 3, line 22.

Following: line 21

Insert: "(ii) Whenever the trustees of a district adopt a general fund budget that does not exceed one of the limitations in subsection (2) (a) but does exceed the BASE budget for the district, the trustees shall submit a proposition on the amount that exceeds the BASE budget to the electors of the district, as provided in 20-9-353."

6. Page 3, line 24.

Strike: "Whenever"

Insert: "(a) Except as provided in subsection (2) (b) (ii), whenever"

7. Page 4, line 6.

Strike: "the greater of"

8. Page 4, lines 7 through 9.

Following: "or" on line 7

Strike: the remainder of line 7 through "amount." on line 9

Insert: "the previous year's general fund budget per-ANB multiplied by the current year's ANB for budgeting purposes. (b) "

Renumber: subsequent subsections

9. Page 5, line 7.

Strike: "The"

Insert: "Except for the school fiscal year beginning July 1, 1994, the"

-END-

Amendments to House Bill No. 22  
1st Reading Copy

Requested by Representative Hanson  
For the Committee on Education

Prepared by Andrea Merrill  
December 1, 1993

1. Title, line 17.

Following: "DISTRICT;"

Insert: "REVISING THE LIMIT ON SCHOOL DISTRICT GENERAL FUND  
BUDGET RESERVES;"

2. Title, line 17.

Following: "SECTIONS"

Insert: "20-9-104, 20-9-141,"

3. Title, lines 20 and 21.

Strike: second "AND" on line 20

Strike: "DATE" on line 21

Insert: "DATES"

4. Page 1, line 24.

Following: line 23

Insert: "Section 1. Section 20-9-104, MCA, is amended to read:

"20-9-104. General fund operating reserve. (1) At the end of each school fiscal year, the trustees of each district shall designate the portion of the general fund end-of-the-year fund balance that is to be earmarked as operating reserve for the purpose of paying general fund warrants issued by the district from July 1 to November 30 of the ensuing school fiscal year. Except as provided in subsections (5) and ~~(6)~~ through (7), the amount of the general fund balance that is earmarked as operating reserve may not exceed ~~10%~~ 15% of the amount to be raised from the district general fund budget levy, excluding any amount of nonlevy revenue that may be available to reduce the district levy, for the final general fund budget for the ensuing school fiscal year.

(2) The amount held as operating reserve may not be used for property tax reduction in the manner permitted by 20-9-141(1)(b) for other receipts.

(3) Excess reserves as provided in subsection (5) may be appropriated to reduce the BASE budget levy, the over-BASE budget levy, or the additional levy provided by 20-9-353, except that districts with a balance on June 30, 1993, in the excess reserve account for Public Law 81-874 funds shall transfer the June 30, 1993, balance to the impact aid fund established in 20-9-514.

(4) Any portion of the general fund end-of-the-year fund balance that is not reserved under subsection (2) or reappropriated under subsection (3) is fund balance reappropriated and must be used for property tax reduction as provided in 20-9-141(1)(b)(iii).

(5) For fiscal year 1994 and subsequent fiscal years, the limitation of subsection (1) does not apply when the amount in

excess of the limitation is equal to or less than one or more of the following:

- (a) the unused balance of any amount received:
  - (i) in settlement of tax payments protested in a prior school fiscal year;
  - (ii) in taxes from a prior school fiscal year as a result of a tax audit by the department of revenue or its agents; and
  - (iii) in delinquent taxes from a prior school fiscal year;
- or
- (b) any amount received as a general bonus payment under 20-6-401.

(6) The limitation of subsection (1) does not apply when the amount earmarked as operating reserve is \$10,000 or less.

(7) For implementation of the limitation in subsection (1) for the school fiscal year beginning July 1, 1993, the superintendent of public instruction shall:

(a) determine the new reserve limitation for a district as provided for in subsection (1);

(b) determine the amount by which the previously calculated reserve amount for a district exceeds the new limitation;

(c) determine from the final general fund budget of a district, excluding any budget amendment, the fund balance reappropriated that would have been available to reduce the district general fund budget levy for the school fiscal year;

(d) determine any reduction in the state obligation for guaranteed tax base aid for the district that occurs as a result of recalculating the district's fund balance reappropriated;

(e) reduce the final guaranteed tax base aid payment to the district for the school fiscal year beginning July 1, 1993; and

(f) determine any reduction in the district general fund budget levy that would have occurred as a result of recalculating the district's fund balance reappropriated as required in subsection (1); and

(g) allow the district to apply the reduction forward to the ensuing school fiscal year to reduce any district levy."

**Section 2.** Section 20-9-141, MCA, is amended to read:

**"20-9-141. Computation of general fund net levy requirement by county superintendent.** (1) The county superintendent shall compute the levy requirement for each district's general fund on the basis of the following procedure:

(a) Determine the funding required for the district's final general fund budget less the sum of direct state aid and the special education allowable cost payment for the district by totaling:

(i) the district's nonisolated school BASE budget requirement to be met by a district levy as provided in 20-9-303; and

(ii) any general fund budget amount adopted by the trustees of the district under the provisions of 20-9-308 and 20-9-353, including any additional funding for a general fund budget that exceeds the maximum general fund budget.

(b) Determine the money available for the reduction of the property tax on the district for the general fund by totaling:

(i) general fund balance reappropriated, as established

under the provisions of 20-9-104; and

(ii) amounts received in the last fiscal year for which revenue reporting was required for each of the following sources:

(A) tuition payments for out-of-district pupils under the provisions of 20-5-321 through 20-5-323;

(B) revenue from property taxes and fees imposed under 23-2-517, 23-2-803, 61-3-504(2), 61-3-521, 61-3-537, and 67-3-204;

(C) net proceeds taxes for new production, as defined in 15-23-601;

(D) revenue from local government severance taxes as provided in 15-36-112;

(E) revenue from coal gross proceeds under 15-23-703;

(F) interest earned by the investment of general fund cash in accordance with the provisions of 20-9-213(4);

(G) revenue from corporation license taxes collected from financial institutions under the provisions of 15-31-702; and

(H) any other revenue received during the school fiscal year that may be used to finance the general fund, excluding any guaranteed tax base aid.

(c) Notwithstanding the provisions of subsection (2), subtract the money available to reduce the property tax required to finance the general fund that has been determined in subsection (1)(b) from any general fund budget amount adopted by the trustees of the district, up to the BASE budget amount, to determine the general fund BASE budget levy requirement.

(d) Subtract any amount remaining after the determination in subsection (1)(c) from any additional funding requirement to be met by an over-BASE budget amount, a district levy as provided in 20-9-303, and any additional financing as provided in 20-9-353 to determine any additional general fund levy requirements.

(2) The (a) Except as provided in subsection (2)(b), the county superintendent shall calculate the number of mills to be levied on the taxable property in the district to finance the general fund levy requirement for any amount that does not exceed the BASE budget amount for the district by dividing the amount determined in subsection (1)(c) by the sum of:

~~(a)(i)~~ the amount of guaranteed tax base aid that the district will receive for each mill levied, as certified by the superintendent of public instruction; and

~~(b)(ii)~~ the taxable valuation of the district divided by 1,000.

(b) For the school fiscal year beginning July 1, 1994, the county superintendent shall subtract, after the calculation of mills to be levied in subsection (2)(a), the amount allowed to be carried forward to reduce the district levy as provided in 20-9-104(7)(g).

(3) The net general fund levy requirement determined in subsections (1)(c) and (1)(d) must be reported to the county commissioners on the fourth Monday of August by the county superintendent as the general fund net levy requirement for the district, and a levy must be set by the county commissioners in accordance with 20-9-142."

Renumber: subsequent sections

Amendments to House Bill No. 22  
1st Reading Copy

Requested by the House Committee on Education

Prepared by Andrea Merrill  
December 2, 1993

1. Title, lines 7 through 17.  
Strike: "1.5" on line 7  
Insert: "2.8"  
Following: "PERCENT;" on line 7  
Strike: remainder of line 7 through "DISTRICT;" on line 17
2. Title, line 17.  
Strike: "SECTIONS"  
Insert: "SECTION"
3. Title, lines 18 and 19.  
Following: line 17  
Strike: "20-9-302, 20-9-303,"  
Following: "20-9-306,"  
Strike: "20-9-308, and 20-9-311,"  
Following: "MCA" on line 18  
Strike: remainder of line 18 through "1993" on line 19
4. Page 1, line 23.  
Following: line 22  
Insert: "WHEREAS, it is the intent of the Legislature to acknowledge and to support the constitutional role of the boards of trustees to supervise and control the public school districts of the state. However, it is also the intent of the Legislature to request that each board of trustees of a school district carefully review the district's expenditures for school administration, extracurricular activities, extracurricular athletics, and special education. The Legislature further requests that, as a result of this investigation, the boards of trustees consider and pursue the possibilities of consolidating school districts."
5. Page 1, line 24 through page 5, line 21.  
Strike: sections 1 and 2 in their entirety  
Renumber: subsequent sections
6. Page 7, lines 3 and 15.  
Strike: "\$197,000" in both places  
Insert: "\$194,400" in both places
7. Page 7, lines 5 and 12.  
Strike: "\$17,730" in both places  
Insert: "\$17,496" in both places
8. Page 8, line 9.

OFFICE OF THE GOVERNOR  
BUDGET AND PROGRAM PLANNING  
STATE OF MONTANA


EXHIBIT 3  
DATE 12-2-93  
HB 22

MARC RACICOT  
GOVERNOR



PO BOX 200802  
HELENA, MONTANA 59620-0802

MEMORANDUM

TO: Dave Lewis  
FROM: Curtis Nichols   
SUBJECT: School district reserves  
DATE: December 2, 1993

The attached list illustrates the calculation state savings from reduction of the school district general fund reserve limit. The list illustrates the current reserves of \$51 million, excluding statutorily allowed excess reserves. The second column is the amount of the general fund budget raised from district levies including both the BASE levy and the over BASE levy. The third column is 15% of the second column or \$10,000 which ever is greater and represents the new reserve limit. The fourth column is the difference between current reserves in the second column and the new reserve limit in the third column. The fifth column is the percentage of GTB which is paid by the state for the district. The sixth column is the state share of the difference between current reserves and the new reserve limit which is derived by multiplying the difference in the fourth column times the state percentage in the fifth column.

COUNTY	DISTRICT	CURRENT RESERVES	REVENUE FROM DIST LEVIES	NEW RESERVE LIMIT	EXCESS RESERVES	STATE SHARE OF GTB	STATE SAVINGS
BEAVERHEAD	BEAVERHEAD CO HS	172,414	524,280	78,642	93,772	48%	44,733
BEAVERHEAD	DILLON ELEM	329,783	706,755	106,013	223,770	57%	127,396
BEAVERHEAD	GRANT ELEM	10,000	34,147	10,000	0	0%	0
BEAVERHEAD	JACKSON ELEM	10,000	41,006	10,000	0	0%	0
BEAVERHEAD	LIMA K-12	64,005	130,503	19,575	44,430	33%	14,736
BEAVERHEAD	POLARIS ELEM	5,637	10,603	10,000	0	13%	0
BEAVERHEAD	REICHLE ELEM	10,000	38,863	10,000	0	0%	0
BEAVERHEAD	WISDOM ELEM	14,530	39,590	10,000	4,530	13%	578
BEAVERHEAD	WISE RIVER ELEM	10,000	33,145	10,000	0	0%	0
BIG HORN	COMMUNITY ELEM	10,000	36,987	10,000	0	0%	0
BIG HORN	HARDIN ELEM	417,117	592,726	88,909	328,208	59%	193,430
BIG HORN	HARDIN H S	236,920	0	10,000	226,920	0%	0
BIG HORN	LODGE GRASS ELEM	143,585	92,860	13,929	129,656	84%	108,436
BIG HORN	LODGE GRASS H S	93,226	61,153	10,000	83,226	78%	64,786
BIG HORN	PLENTY COUPS HS	29,400	23,883	10,000	19,400	88%	17,161
BIG HORN	PRYOR ELEM	0	39,379	10,000	0	60%	0
BIG HORN	SQUIRREL CRK ELEM	10,000	14,704	10,000	0	0%	0
BIG HORN	WYOLA ELEM	0	107,037	16,055	0	30%	0
BLAINE	BEAR PAW ELEM	10,000	0	10,000	0	0%	0
BLAINE	CHINOOK ELEM	122,000	220,942	33,141	88,859	53%	46,948
BLAINE	CHINOOK H S	109,000	60,938	10,000	99,000	41%	40,987
BLAINE	CLEVELAND ELEM	10,000	3,604	10,000	0	0%	0
BLAINE	HARLEM ELEM	11,882	117,929	17,689	0	75%	0
BLAINE	HARLEM H S	20,482	99,868	14,980	5,502	69%	3,808
BLAINE	HAYS-LODGE POLE K-12	0	9,116	10,000	0	98%	0
BLAINE	LLOYD ELEM	10,000	0	10,000	0	0%	0
BLAINE	N HARLEM COLONY ELEM	3,808	4,659	10,000	0	69%	0
BLAINE	TURNER ELEM	35,382	129,971	19,496	15,886	27%	4,366
BLAINE	TURNER H S	31,662	56,036	10,000	21,662	55%	12,013
BLAINE	ZURICH ELEM	21,548	34,814	10,000	11,548	0%	0
BROADWATER	BROADWATER CO K-12	240,084	836,312	125,447	114,637	6%	6,864
CARBON	BELFRY K-12	62,333	76,128	11,419	50,914	0%	0
CARBON	BOYD ELEM	8,818	14,065	10,000	0	0%	0
CARBON	BRIDGER K-12	118,420	361,819	54,273	64,147	13%	8,521
CARBON	EDGAR ELEM	10,000	28,735	10,000	0	0%	0
CARBON	FROMBERG ELEM	44,244	62,878	10,000	34,244	68%	23,358
CARBON	FROMBERG H S	43,627	72,104	10,816	32,811	71%	23,445
CARBON	JACKSON ELEM	5,400	15,380	10,000	0	45%	0
CARBON	JOLIET ELEM	72,214	104,558	15,684	56,530	67%	37,860
CARBON	JOLIET H S	64,713	79,318	11,898	52,816	70%	37,046
CARBON	LUTHER ELEM	10,000	28,585	10,000	0	1%	0
CARBON	RED LODGE ELEM	127,154	288,943	43,341	83,813	45%	37,499
CARBON	RED LODGE H S	81,971	204,825	30,724	51,247	39%	20,139
CARBON	ROBERTS K-12	66,447	71,248	10,687	55,759	61%	33,824
CARTER	ALBION ELEM	6,837	7,978	10,000	0	0%	0
CARTER	ALZADA ELEM	10,000	6,418	10,000	0	0%	0
CARTER	CARTER CO H S	49,850	226,140	33,921	15,929	0%	0
CARTER	EKALAKA ELEM	45,427	159,952	23,993	21,434	37%	7,884
CARTER	HAMMOND-HAWKS HOME	10,000	18,059	10,000	0	0%	0
CARTER	JOHNSTON ELEM	4,923	4,192	10,000	0	0%	0
CARTER	PINE HILL-PLAINVW EL	9,331	0	10,000	0	0%	0
CARTER	RIDGE ELEM	3,979	14,741	10,000	0	0%	0
CASCADE	BELT ELEM	81,147	280,714	42,107	39,040	15%	5,859
CASCADE	BELT H S	64,003	152,765	22,915	41,088	49%	20,226
CASCADE	CASCADE ELEM	81,505	186,196	27,929	53,576	45%	24,279
CASCADE	CASCADE H S	45,328	167,980	25,197	20,131	50%	10,084
CASCADE	CENTERVILLE EL	83,885	97,044	14,557	69,328	72%	50,086
CASCADE	CENTERVILLE H S	52,518	57,510	10,000	42,518	79%	33,592
CASCADE	DEEP CREEK ELEM	4,131	14,008	10,000	0	0%	0
CASCADE	GREAT FALLS EL	2,873,530	5,415,069	812,260	2,061,270	62%	1,269,737



COUNTY	DISTRICT	CURRENT RESERVES	REVENUE FROM DIST LEVIES	NEW RESERVE LIMIT	EXCESS RESERVES	STATE SHARE OF GTB	STATE SAVINGS
CASCADE	GREAT FALLS H S	1,557,940	3,807,518	571,128	986,812	57%	562,711
CASCADE	SIMMS H S	68,513	138,554	20,783	47,730	68%	32,376
CASCADE	SUN RIVER VALLEY ELM	103,121	224,470	33,670	69,451	68%	47,355
CASCADE	ULM ELEM	41,433	43,202	10,000	31,433	75%	23,579
CASCADE	VAUGHN ELEM	63,853	77,467	11,620	52,233	73%	37,993
CHOTEAU	BIG SANDY ELEM	43,507	241,065	36,160	7,348	0%	0
CHOTEAU	BIG SANDY H S	37,023	229,119	34,368	2,655	1%	37
CHOTEAU	CARTER ELEM	10,000	26,461	10,000	0	0%	0
CHOTEAU	FT BENTON ELEM	127,545	406,401	60,960	66,585	35%	23,634
CHOTEAU	FT BENTON H S	94,883	331,600	49,740	45,143	17%	7,487
CHOTEAU	GERALDINE ELEM	58,848	236,813	35,522	23,326	0%	0
CHOTEAU	GERALDINE H S	50,285	174,789	26,218	24,067	3%	603
CHOTEAU	HIGHWOOD ELEM	58,031	255,554	38,333	19,698	17%	3,409
CHOTEAU	HIGHWOOD H S	41,013	85,283	12,792	28,221	49%	13,805
CHOTEAU	KNEES ELEM	10,000	13,061	10,000	0	0%	0
CHOTEAU	LOMA ELEM	10,000	25,707	10,000	0	0%	0
CHOTEAU	WARRICK ELEM	10,000	9,934	10,000	0	0%	0
CUSTER	COTTONWOOD EL	8,842	10,542	10,000	0	49%	0
CUSTER	CUSTER CO H S	276,839	607,128	91,069	185,770	62%	114,455
CUSTER	HKT-BASIN SPR CRK EL	3,214	7,346	10,000	0	0%	0
CUSTER	KINSEY ELEM	15,200	51,558	10,000	5,200	31%	1,606
CUSTER	KIRCHER ELEM	16,288	0	10,000	6,288	0%	0
CUSTER	MILES CITY ELEM	409,312	524,019	78,603	330,709	73%	241,983
CUSTER	MOON CREEK EL	3,200	11,945	10,000	0	0%	0
CUSTER	S H-FOSTER CRK ELEM	3,756	5,237	10,000	0	15%	0
CUSTER	S Y ELEM	2,916	5,358	10,000	0	0%	0
CUSTER	TRAIL CREEK EL	3,500	2,313	10,000	0	0%	0
CUSTER	TWIN BUTTES EL	2,709	5,000	10,000	0	0%	0
CUSTER	WHITNEY CRK EL	2,849	7,365	10,000	0	2%	0
DANIELS	FLAXVILLE K-12	57,776	157,457	23,619	34,158	0%	0
DANIELS	PEERLESS K-12	55,075	144,547	21,682	33,393	0%	0
DANIELS	SCOBEY K-12	179,258	484,999	72,750	106,508	45%	47,878
DAWSON	BLOOMFIELD ELEM	10,000	19,891	10,000	0	0%	0
DAWSON	DAWSON CO H S	257,256	504,191	75,629	181,628	52%	95,231
DAWSON	DEER CREEK ELEM	10,000	25,151	10,000	0	0%	0
DAWSON	GLENDIVE ELEM	387,251	689,868	103,480	283,771	63%	177,513
DAWSON	LINDSAY ELEM	10,000	0	10,000	0	0%	0
DAWSON	RICHEY ELEM	39,400	126,891	19,034	20,366	0%	0
DAWSON	RICHEY H S	41,015	110,346	16,552	24,463	47%	11,403
DEER LODGE	ANACONDA ELEM	416,676	655,752	98,363	318,313	69%	220,897
DEER LODGE	ANACONDA H S	272,325	385,885	57,883	214,442	72%	154,815
FALLON	BAKER ELEM	181,503	452,156	67,823	113,680	48%	54,553
FALLON	BAKER H S	149,247	389,742	58,461	90,786	37%	33,322
FALLON	FERTILE PRAIRIE EL	10,000	0	10,000	0	0%	0
FALLON	PLEVNA K-12	116,233	233,431	35,015	81,218	0%	0
FERGUS	AYERS ELEM	3,460	3,170	10,000	0	58%	0
FERGUS	COTTONWOOD ELEM	2,875	1,436	10,000	0	48%	0
FERGUS	DEERFIELD ELEM	5,589	4,248	10,000	0	61%	0
FERGUS	DENTON ELEM	49,927	224,495	33,674	16,252	12%	2,011
FERGUS	DENTON H S	40,477	88,441	13,266	27,211	47%	12,779
FERGUS	FERGUS H S	198,731	387,341	58,101	140,630	56%	78,567
FERGUS	GRASS RANGE EL	15,000	73,063	10,959	4,041	47%	1,886
FERGUS	GRASS RANGE H S	15,000	93,720	14,058	942	66%	626
FERGUS	KING COLONY EL	3,199	3,173	10,000	0	0%	0
FERGUS	LEWISTOWN ELEM	380,982	462,038	69,306	311,676	73%	226,976
FERGUS	MAIDEN ELEM	10,000	0	10,000	0	41%	0
FERGUS	MOORE ELEM	41,518	185,003	27,751	13,767	23%	3,185
FERGUS	MOORE H S	41,261	133,948	20,092	21,169	53%	11,179
FERGUS	ROY K-12	58,268	153,424	23,014	35,254	20%	6,996
FERGUS	SPRING CRK COLONY EL	3,199	7,924	10,000	0	52%	0

COUNTY	DISTRICT	CURRENT RESERVES	REVENUE FROM DIST LEVIES	NEW RESERVE LIMIT	EXCESS RESERVES	STATE SHARE OF GTB	STATE SAVINGS
FERGUS	WINIFRED K-12	82,500	106,772	16,016	66,484	41%	27,511
FLATHEAD	BATAVIA ELEM	50,132	63,941	10,000	40,132	77%	30,714
FLATHEAD	BIGFORK ELEM	97,238	578,355	86,753	10,485	28%	2,891
FLATHEAD	BIGFORK H S	128,057	359,000	53,850	74,207	36%	26,665
FLATHEAD	CAYUSE PRAIRIE ELEM	45,994	137,020	20,553	25,441	67%	17,036
FLATHEAD	COLUMBIA FALLS ELEM	537,098	1,085,639	159,846	377,252	54%	202,158
FLATHEAD	COLUMBIA FALLS H S	302,774	711,743	106,761	196,012	47%	92,687
FLATHEAD	CRESTON ELEM	10,000	71,185	10,678	0	47%	0
FLATHEAD	DEER PARK ELEM	11,465	47,139	10,000	1,465	76%	1,114
FLATHEAD	EVERGREEN ELEM	234,127	370,111	55,517	178,610	66%	118,009
FLATHEAD	FAIR-MONT-EGAN ELEM	48,042	88,897	13,335	34,707	68%	23,608
FLATHEAD	FLATHEAD H S	542,008	1,632,655	244,898	297,110	49%	144,645
FLATHEAD	HELENA FLATS EL	71,411	84,092	12,614	58,797	76%	44,589
FLATHEAD	KALISPELL ELEM	476,677	1,567,737	235,161	241,516	54%	131,505
FLATHEAD	KILA ELEM	0	65,153	10,000	0	51%	0
FLATHEAD	MARION ELEM	5,000	137,211	20,582	0	42%	0
FLATHEAD	OLNEY-BISSELL ELEM	21,689	84,560	12,684	9,005	49%	4,409
FLATHEAD	PLEASANT VALLEY ELEM	5,546	14,110	10,000	0	0%	0
FLATHEAD	SOMERS ELEM	110,708	526,635	78,995	31,712	23%	7,187
FLATHEAD	SWAN RIVER EL	42,415	82,664	12,400	30,015	45%	13,539
FLATHEAD	WEST GLACIER ELEM	15,533	135,191	20,279	0	0%	0
FLATHEAD	WEST VALLEY EL	23,216	114,830	17,225	5,991	71%	4,238
FLATHEAD	WHITEFISH ELEM	388,027	946,443	141,966	246,061	40%	98,933
FLATHEAD	WHITEFISH H S	230,565	504,560	75,684	154,881	42%	65,621
GALLATIN	AMSTERDAM ELEM	18,838	85,383	12,807	6,031	0%	0
GALLATIN	ANDERSON ELEM	30,429	82,867	12,430	17,998	71%	12,727
GALLATIN	BELGRADE ELEM	171,308	590,914	88,637	82,671	66%	54,392
GALLATIN	BELGRADE H S	127,798	301,236	45,185	82,613	62%	51,024
GALLATIN	BOZEMAN ELEM	746,482	2,375,233	356,285	390,197	43%	166,664
GALLATIN	BOZEMAN H S	425,465	1,977,774	296,666	128,799	24%	30,923
GALLATIN	COTTONWOOD EL	6,893	17,024	10,000	0	5%	0
GALLATIN	GALLATIN GTWY ELEM	47,438	84,002	12,600	34,838	54%	18,659
GALLATIN	LA MOTTE ELEM	15,476	32,957	10,000	5,476	33%	1,802
GALLATIN	MALMBORG ELEM	10,000	5,226	10,000	0	0%	0
GALLATIN	MANHATTAN ELEM	59,595	144,067	21,610	37,984	71%	27,094
GALLATIN	MANHATTAN H S	44,219	154,723	23,208	21,010	61%	12,781
GALLATIN	MONFORTON EL	73,896	145,918	21,888	52,008	60%	31,464
GALLATIN	OPHIR ELEM	20,655	98,497	14,774	5,881	0%	0
GALLATIN	PASS CREEK ELEM	8,516	19,487	10,000	0	0%	0
GALLATIN	SPRINGHILL EL	10,000	12,064	10,000	0	44%	0
GALLATIN	THREE FORKS EL	89,167	307,836	46,175	42,992	14%	6,222
GALLATIN	THREE FORKS H S	61,921	222,159	33,324	28,597	24%	6,750
GALLATIN	W YELLOWSTONE K-12	131,423	498,327	74,749	56,674	22%	12,220
GALLATIN	WILLOW CREEK EL	16,342	59,595	10,000	6,342	2%	98
GALLATIN	WILLOW CREEK HS	21,675	30,809	10,000	11,675	61%	7,143
GARFIELD	BENZIEN ELEM	2,500	4,062	10,000	0	30%	0
GARFIELD	BIG DRY CREEK ELEM	6,200	1,321	10,000	0	0%	0
GARFIELD	BLACKFOOT ELEM	0	0	10,000	0	0%	0
GARFIELD	COHAGEN ELEM	10,000	19,534	10,000	0	0%	0
GARFIELD	GARFIELD CO H S	41,046	114,504	17,176	23,871	36%	8,532
GARFIELD	JORDAN ELEM	46,985	92,501	13,875	33,110	52%	17,240
GARFIELD	KESTER ELEM	4,816	0	10,000	0	16%	0
GARFIELD	PINE GROVE ELEM	2,500	3,352	10,000	0	55%	0
GARFIELD	ROSS ELEM	3,042	6,859	10,000	0	50%	0
GARFIELD	SAND SPRINGS EL	4,000	5,987	10,000	0	0%	0
GARFIELD	VAN NORMAN ELEM	3,573	17,847	10,000	0	25%	0
GLACIER	BROWNING ELEM	0	301,499	45,225	0	86%	0
GLACIER	BROWNING H S	0	197,221	29,583	0	75%	0
GLACIER	CUT BANK ELEM	276,444	938,509	140,776	135,668	27%	36,652
GLACIER	CUT BANK H S	177,943	525,486	78,823	99,120	29%	29,159

COUNTY	DISTRICT	CURRENT RESERVES	REVENUE FROM DIST LEVIES	NEW RESERVE LIMIT	EXCESS RESERVES	STATE SHARE OF GTB	STATE SAVINGS
GLACIER	E GLACIER PARK ELEM	28,025	123,738	18,561	9,464	30%	2,827
GLACIER	MOUNTAIN VIEW ELEMENTAR	10,000	6,208	10,000	0	78%	0
GOLDEN VALLEY	LAVINA ELEM	32,940	88,922	13,338	19,602	29%	5,649
GOLDEN VALLEY	LAVINA H S	22,746	41,821	10,000	12,746	52%	6,644
GOLDEN VALLEY	RYEGATE ELEM	29,866	141,325	21,199	8,667	0%	0
GOLDEN VALLEY	RYEGATE H S	33,800	157,897	23,685	10,115	8%	829
GRANITE	DRUMMOND ELEM	50,265	151,315	22,697	27,568	15%	4,053
GRANITE	DRUMMOND H S	52,236	65,070	10,000	42,236	44%	18,382
GRANITE	GRANITE H S	56,180	191,491	28,724	27,457	46%	12,652
GRANITE	HALL ELEM	12,057	34,932	10,000	2,057	0%	0
GRANITE	PHILIPSBURG EL	79,366	225,396	33,809	45,556	41%	18,751
HILL	BLUE SKY ELEM	51,692	212,257	31,839	19,854	0%	0
HILL	BLUE SKY HIGH	47,427	257,610	38,641	8,786	7%	582
HILL	BOX ELDER ELEM	0	63,314	10,000	0	77%	0
HILL	BOX ELDER H S	0	36,306	10,000	0	82%	0
HILL	COTTONWOOD ELEM	19,000	13,559	10,000	9,000	0%	0
HILL	DAVEY ELEM	10,000	0	10,000	0	25%	0
HILL	GILDFORD COLONY ELEM	4,245	7,215	10,000	0	61%	0
HILL	HAVRE ELEM	594,493	921,469	138,220	456,273	60%	272,022
HILL	HAVRE H S	300,365	292,066	43,810	256,555	55%	140,182
HILL	K-G ELEM	42,966	232,687	34,903	8,063	0%	0
HILL	K-G HIGH SCHOOL	41,374	213,535	32,030	9,344	18%	1,696
HILL	ROCKY BOY ELEM	0	2,898	10,000	0	99%	0
HILL	ROCKY BOY H S	0	1,913	10,000	0	99%	0
JEFFERSON	BASIN ELEM	10,000	0	10,000	0	0%	0
JEFFERSON	BOULDER ELEM	92,483	252,661	37,899	54,584	53%	28,750
JEFFERSON	CARDWELL ELEM	15,611	47,477	10,000	5,611	0%	0
JEFFERSON	CLANCY ELEM	125,901	439,873	65,981	59,920	16%	9,404
JEFFERSON	JEFFERSON H S	115,534	481,640	72,246	43,288	1%	355
JEFFERSON	MONTANA CITY ELEM	94,091	318,489	47,773	46,318	49%	22,883
JEFFERSON	WHITEHALL ELEM	112,868	162,637	24,395	88,473	63%	55,578
JEFFERSON	WHITEHALL H S	78,032	197,530	29,629	48,402	29%	13,941
JUDITH BASIN	GEYSER ELEM	31,789	94,592	14,189	17,600	39%	6,911
JUDITH BASIN	GEYSER H S	29,718	60,297	10,000	19,718	52%	10,195
JUDITH BASIN	HOBSON K-12	85,080	339,817	50,972	34,107	0%	0
JUDITH BASIN	RAYNESFORD ELEM	10,000	10,131	10,000	0	0%	0
JUDITH BASIN	STANFORD K-12	89,330	333,878	50,082	39,249	0%	0
LAKE	ARLEE ELEM	96,329	93,987	14,098	82,231	77%	63,317
LAKE	ARLEE H S	62,351	39,209	10,000	52,351	82%	43,032
LAKE	CHARLO ELEM	48,398	82,263	12,339	36,059	74%	26,845
LAKE	CHARLO H S	25,221	59,282	10,000	15,221	75%	11,386
LAKE	POLSON ELEM	222,818	720,154	108,023	114,795	39%	44,653
LAKE	POLSON H S	164,720	436,716	65,507	99,213	29%	28,735
LAKE	RONAN ELEM	328,831	259,839	38,976	289,855	80%	230,807
LAKE	RONAN H S	159,526	140,263	21,040	138,487	77%	106,638
LAKE	ST IGNATIUS K-12	230,917	181,934	27,290	203,627	82%	167,525
LAKE	SWAN LAKE-SALMON ELEM	7,031	25,128	10,000	0	0%	0
LAKE	UPPER WEST SHORE ELEM	10,000	22,390	10,000	0	0%	0
LAKE	VALLEY VIEW ELEM	7,924	7,328	10,000	0	54%	0
LEWIS & CLARK	AUCHARD CRK ELEM	4,112	5,485	10,000	0	64%	0
LEWIS & CLARK	AUGUSTA ELEM	39,527	143,509	21,526	18,000	15%	2,652
LEWIS & CLARK	AUGUSTA H S	38,145	74,461	11,169	26,975	49%	13,319
LEWIS & CLARK	CRAIG ELEM	9,442	23,555	10,000	0	0%	0
LEWIS & CLARK	E HELENA ELEM	202,896	509,663	76,449	126,447	63%	79,209
LEWIS & CLARK	HELENA ELEM	709,355	4,318,997	647,850	61,505	61%	37,762
LEWIS & CLARK	HELENA H S	390,445	4,128,315	619,247	0	52%	0
LEWIS & CLARK	KESSLER ELEM	10,300	198,817	29,823	0	48%	0
LEWIS & CLARK	LINCOLN ELEM	52,205	90,220	13,533	38,672	57%	22,211
LEWIS & CLARK	LINCOLN HIGH SCHOOL	33,508	51,801	10,000	23,508	61%	14,398
LEWIS & CLARK	TRINITY ELEM	10,000	12,705	10,000	0	0%	0

COUNTY	DISTRICT	CURRENT RESERVES	REVENUE FROM DIST LEVIES	NEW RESERVE LIMIT	EXCESS RESERVES	STATE SHARE OF GTB	STATE SAVINGS
LEWIS & CLARK	WOLF CREEK ELEM	10,000	24,999	10,000	0	0%	0
LIBERTY	CHESTER ELEM	84,169	292,431	43,865	40,304	0%	0
LIBERTY	CHESTER H S	71,192	176,305	26,446	44,746	7%	3,142
LIBERTY	J-I ELEM	0	263,981	39,597	0	0%	0
LIBERTY	J-I HIGH SCHOOL	0	203,531	30,530	0	18%	0
LIBERTY	LIBERTY ELEM SCHOOL	443	10,345	10,000	0	90%	0
LIBERTY	WHITLASH ELEM	10,000	3,271	10,000	0	0%	0
LINCOLN	EUREKA ELEM	99,360	277,709	41,656	57,704	66%	38,214
LINCOLN	FORTUNE ELEM	26,058	91,286	13,693	12,365	28%	3,480
LINCOLN	LIBBY K-12	810,000	1,359,406	203,911	606,089	61%	371,472
LINCOLN	LINCOLN CO H S	80,619	165,885	24,883	55,737	63%	35,253
LINCOLN	MCCORMICK ELEM	6,659	7,983	10,000	0	46%	0
LINCOLN	SYLVANITE ELEM	5,461	10,793	10,000	0	54%	0
LINCOLN	TREGO ELEM	20,000	36,267	10,000	10,000	57%	5,687
LINCOLN	TROY ELEM	165,629	351,268	52,690	112,939	49%	55,053
LINCOLN	TROY H S	105,633	196,794	29,519	76,114	53%	40,356
LINCOLN	YAAK ELEM	7,000	12,541	10,000	0	54%	0
MADISON	ALDER ELEM	8,261	40,165	10,000	0	0%	0
MADISON	ENNIS ELEM	92,698	389,354	58,403	34,294	0%	0
MADISON	ENNIS H S	68,910	328,967	49,345	19,565	0%	0
MADISON	HARRISON ELEM	30,454	90,867	13,630	16,824	30%	5,128
MADISON	HARRISON H S	29,934	46,137	10,000	19,934	60%	12,012
MADISON	SHERIDAN ELEM	57,233	97,854	14,678	42,555	57%	24,294
MADISON	SHERIDAN H S	51,890	94,989	14,248	37,641	59%	22,278
MADISON	TWIN BRIDGES K-12	114,200	467,539	70,131	44,069	4%	1,550
MCCONE	CIRCLE ELEM	83,346	251,593	37,739	45,607	26%	11,764
MCCONE	CIRCLE H S	75,546	255,019	38,253	37,293	2%	588
MCCONE	PRAIRIE ELK ELEM		0	10,000	0	0%	0
MCCONE	SOUTHVIEW ELEM	10,000	10,515	10,000	0	0%	0
MCCONE	VIDA ELEM	10,000	27,052	10,000	0	0%	0
MEAGHER	LENNEP ELEM	10,000	8,110	10,000	0	0%	0
MEAGHER	RINGLING ELEM	10,000	12,369	10,000	0	0%	0
MEAGHER	WHT SULPHUR SPGS ELEM	78,467	327,200	49,080	29,387	14%	4,195
MEAGHER	WHT SULPHUR SPGS HS	62,668	285,795	42,869	19,799	0%	0
MINERAL	ALBERTON ELEM	61,422	115,823	17,373	44,049	54%	23,953
MINERAL	ALBERTON H S	54,187	169,961	25,494	28,693	68%	19,479
MINERAL	ST REGIS ELEM	63,917	219,404	32,911	31,006	28%	8,538
MINERAL	ST REGIS H S	56,083	204,215	30,632	25,451	45%	11,479
MINERAL	SUPERIOR ELEM	116,895	228,245	34,237	82,658	57%	46,794
MINERAL	SUPERIOR H S	71,612	147,902	22,185	49,427	60%	29,686
MISSOULA	BONNER ELEM	152,139	400,322	60,048	92,091	43%	39,313
MISSOULA	CLINTON ELEM	90,490	183,136	27,470	63,020	62%	39,163
MISSOULA	DESMET SCHOOL	37,600	151,053	22,658	14,942	39%	5,769
MISSOULA	FRENCHTOWN K-12	364,234	1,715,898	257,385	106,849	0%	0
MISSOULA	HELLGATE ELEM	236,712	658,094	98,714	137,998	52%	71,574
MISSOULA	LOLO ELEM	212,376	232,786	34,918	177,458	77%	136,728
MISSOULA	MISSOULA ELEM	1,755,436	6,152,421	922,863	832,573	51%	424,436
MISSOULA	MISSOULA H S	1,033,727	5,856,523	878,478	155,249	44%	68,116
MISSOULA	POTOMAC ELEM	42,191	87,866	13,180	29,011	68%	19,846
MISSOULA	SEELEY LAKE ELEM	71,531	181,108	27,166	44,364	44%	19,712
MISSOULA	SUNSET ELEM	8,126	26,058	10,000	0	11%	0
MISSOULA	SWAN VALLEY ELEM	31,112	80,884	12,133	18,980	45%	8,590
MISSOULA	TARGET RANGE ELEM	166,521	325,910	48,887	117,634	55%	64,644
MISSOULA	WOODMAN ELEM	29,924	63,745	10,000	19,924	61%	12,233
MUSSELSHELL	MELSTONE ELEM	10,227	43,918	10,000	227	57%	130
MUSSELSHELL	MELSTONE H S	16,194	24,024	10,000	6,194	78%	4,845
MUSSELSHELL	MUSSELSHELL ELEM	10,000	6,695	10,000	0	0%	0
MUSSELSHELL	ROUNDUP ELEM	100,000	252,025	37,804	62,196	58%	36,085
MUSSELSHELL	ROUNDUP H S	103,695	111,794	16,769	30,023	61%	53,320
PARK	ARROWHEAD ELEM	16,383	74,684	11,203	5,180	0%	0

COUNTY	DISTRICT	CURRENT RESERVES	REVENUE FROM DIST LEVIES	NEW RESERVE LIMIT	EXCESS RESERVES	STATE SHARE OF GTB	STATE SAVINGS
PARK	COOKE CITY ELEM	10,000	9,443	10,000	0	0%	0
PARK	GARDINER ELEM	0	288,248	43,237	0	29%	0
PARK	GARDINER H S	0	270,494	40,574	0	33%	0
PARK	LIVINGSTON ELEM	359,336	820,364	123,055	236,281	54%	128,629
PARK	PARK H S	240,966	582,875	87,431	153,535	47%	72,086
PARK	PINE CREEK ELEM	10,000	22,038	10,000	0	6%	0
PARK	RICHLAND ELEM	0	0	10,000	0	0%	0
PARK	SPRINGDALE ELEM	8,800	15,622	10,000	0	0%	0
PARK	SHIELDS VALLEY HIGH SCH	66,324	159,282	23,892	42,432	54%	22,917
PARK	SHIELDS VLY ELEM SCH DIST	141,709	199,890	29,983	111,726	35%	38,669
PETROLEUM	WINNETT K-12	54,602	194,723	29,208	25,394	7%	1,744
PHILLIPS	DODSON ELEM	0	94,466	14,170	0	42%	0
PHILLIPS	DODSON H S	0	128,468	19,270	0	13%	0
PHILLIPS	LANDUSKY ELEM	9,937	16,652	10,000	0	0%	0
PHILLIPS	MALTA ELEM	0	504,654	75,698	0	33%	0
PHILLIPS	MALTA H S	72,773	267,773	40,166	32,607	40%	13,118
PHILLIPS	SACO ELEM	55,119	130,591	19,589	35,530	0%	0
PHILLIPS	SACO H S	53,764	99,640	14,946	38,818	26%	10,132
PHILLIPS	SECOND CRK ELEM	3,511	7,942	10,000	0	0%	0
PHILLIPS	WHITEWATER ELEM	44,622	112,058	16,809	27,813	0%	0
PHILLIPS	WHITEWATER H S	41,549	24,743	10,000	31,549	20%	6,411
PONDERA	BRADY ELEM	38,594	186,430	27,964	10,629	0%	0
PONDERA	BRADY H S	29,165	83,814	12,572	16,593	27%	4,434
PONDERA	CONRAD ELEM	202,266	405,089	60,763	141,503	47%	65,905
PONDERA	CONRAD H S	124,676	222,844	33,427	91,249	49%	44,522
PONDERA	DUPUYER ELEM	10,000	37,879	10,000	0	2%	0
PONDERA	HEART BUTTE	0	1,479	10,000	0	99%	0
PONDERA	HEART BUTTE ELEM	0	1,826	10,000	0	99%	0
PONDERA	MIAMI ELEM	10,000	14,936	10,000	0	30%	0
PONDERA	VALIER ELEM	69,532	150,898	22,635	46,897	48%	22,408
PONDERA	VALIER H S	51,555	140,002	21,000	30,555	45%	13,641
POWDER RIVER	BELLE CREEK EL	11,400	12,608	10,000	1,400	0%	0
POWDER RIVER	BIDDLE ELEM	7,800	17,405	10,000	0	8%	0
POWDER RIVER	BILLUP ELEM	3,461	137	10,000	0	0%	0
POWDER RIVER	BROADUS ELEM	91,510	300,902	45,135	46,375	44%	20,546
POWDER RIVER	HORKAN CRK ELEM	3,096	8,639	10,000	0	28%	0
POWDER RIVER	POWDER RVR CO DIST HS	98,300	318,656	47,798	50,502	35%	17,582
POWDER RIVER	SO STACEY ELEM	3,324	5,141	10,000	0	30%	0
POWELL	AVON ELEM	10,000	18,223	10,000	0	0%	0
POWELL	DEER LODGE ELEM	254,324	531,638	79,746	174,578	61%	105,932
POWELL	ELLISTON ELEM	4,330	32,020	10,000	0	19%	0
POWELL	GARRISON ELEM	10,000	0	10,000	0	0%	0
POWELL	GOLD CREEK ELEM	10,000	0	10,000	0	0%	0
POWELL	HELMVILLE ELEM	2,671	31,233	10,000	0	0%	0
POWELL	OVANDO ELEM	10,000	30,958	10,000	0	0%	0
POWELL	POWELL CO H S	154,376	449,329	67,399	86,977	33%	28,674
PRAIRIE	TERRY K-12	122,092	315,553	47,333	74,759	6%	4,451
RAVALLI	CORVALLIS K-12	259,934	448,002	67,200	192,734	73%	140,391
RAVALLI	DARBY K-12	204,998	324,665	48,700	156,298	55%	85,650
RAVALLI	FLORENCE-CARLTON K-12	189,315	285,592	42,839	146,476	70%	102,351
RAVALLI	HAMILTON K-12	178,960	904,620	135,693	43,267	51%	21,860
RAVALLI	LONE ROCK ELEM	3,117	95,218	14,283	0	61%	0
RAVALLI	STEVENSVILLE EL	154,125	310,328	46,549	107,576	72%	77,058
RAVALLI	STEVENSVILLE HS	116,092	194,314	29,147	86,945	70%	60,567
RAVALLI	VICTOR K-12	120,414	244,188	36,628	83,786	46%	38,233
RICHLAND	BRORSON ELEM	10,000	0	10,000	0	0%	0
RICHLAND	FAIRVIEW ELEM	86,299	259,546	38,932	47,367	31%	14,553
RICHLAND	FAIRVIEW H S	89,258	44,092	10,000	79,258	64%	50,390
RICHLAND	LAMBERT ELEM	48,000	158,195	23,729	24,271	15%	3,532
RICHLAND	LAMBERT H S	41,317	97,217	14,583	26,734	60%	16,030

COUNTY	DISTRICT	CURRENT RESERVES	REVENUE FROM DIST LEVIES	NEW RESERVE LIMIT	EXCESS RESERVES	STATE SHARE OF GTB	STATE SAVINGS
RICHLAND	RAU ELEM	22,500	77,748	11,662	10,838	20%	2,186
RICHLAND	SAVAGE ELEM	47,830	60,826	10,000	37,830	62%	23,630
RICHLAND	SAVAGE H S	37,200	82,163	12,324	24,876	60%	14,847
RICHLAND	SIDNEY ELEM	404,144	961,010	144,151	259,993	56%	145,171
RICHLAND	SIDNEY H S	240,220	402,129	60,319	179,901	52%	94,335
ROOSEVELT	BAINVILLE K-12	52,102	61,552	10,000	42,102	0%	0
ROOSEVELT	BROCKTON ELEM	0	26,409	10,000	0	83%	0
ROOSEVELT	BROCKTON H S	0	15,745	10,000	0	91%	0
ROOSEVELT	CULBERTSON ELEM	77,740	218,029	32,704	45,036	24%	10,856
ROOSEVELT	CULBERTSON H S	57,481	99,239	14,886	42,595	52%	22,186
ROOSEVELT	FROID ELEM	42,078	152,446	22,867	19,211	0%	5
ROOSEVELT	FROID H S	37,385	49,436	10,000	27,385	0%	16
ROOSEVELT	FRONTIER ELEM	62,730	172,050	25,808	36,923	31%	11,327
ROOSEVELT	POPLAR ELEM	230,166	439,157	65,874	164,292	56%	91,939
ROOSEVELT	POPLAR H S	92,926	144,037	21,606	71,321	41%	29,142
ROOSEVELT	WOLF POINT ELEM	749,997	176,816	26,522	723,475	74%	536,545
ROOSEVELT	WOLF POINT H S	0	120,189	18,028	0	61%	0
ROSEBUD	ASHLAND ELEM	40,895	82,252	12,338	28,557	57%	16,186
ROSEBUD	BIRNEY ELEM	10,000	12,626	10,000	0	32%	0
ROSEBUD	COLSTRIP ELEM	443,074	1,150,787	172,618	270,456	0%	0
ROSEBUD	COLSTRIP H S	282,466	417,956	62,693	219,772	0%	0
ROSEBUD	FORSYTH ELEM	168,602	503,632	75,545	93,057	43%	40,149
ROSEBUD	FORSYTH H S	102,399	116,587	17,488	84,911	50%	42,620
ROSEBUD	LAME DEER ELEM	55,841	8,984	10,000	45,841	98%	45,093
ROSEBUD	ROCK SPRING ELEM	2,849	9,486	10,000	0	0%	0
ROSEBUD	ROSEBUD ELEM	8,361	171,746	25,762	0	21%	0
ROSEBUD	ROSEBUD H S	6,341	163,853	24,578	0	35%	0
SANDERS	CAMAS PRAIRIE ELEM	1,749	9,977	10,000	0	0%	0
SANDERS	DIXON ELEM	22,246	69,616	10,442	11,804	57%	6,781
SANDERS	HOT SPRINGS ELEM	52,773	95,973	14,396	38,377	65%	24,927
SANDERS	HOT SPRINGS H S	46,114	80,352	12,053	34,061	66%	22,419
SANDERS	NOXON ELEM	72,377	332,442	49,866	22,511	0%	0
SANDERS	NOXON H S	53,549	212,996	31,949	21,600	0%	0
SANDERS	PARADISE ELEM	14,185	32,905	10,000	4,185	42%	1,772
SANDERS	PLAINS ELEM	103,896	152,415	22,862	81,034	59%	47,691
SANDERS	PLAINS H S	84,274	118,600	17,790	66,484	65%	42,938
SANDERS	THOMPSON FALLS ELEM	129,346	351,656	52,748	76,598	39%	30,148
SANDERS	THOMPSON FALLS H S	95,589	183,401	27,510	68,079	55%	37,347
SANDERS	TROUT CRK ELEM	34,611	181,500	27,225	7,386	0%	0
SHERIDAN	HIAWATHA ELEM	11,646	0	10,000	1,646	0%	0
SHERIDAN	MEDICINE LK EL	0	88,279	13,242	0	23%	0
SHERIDAN	MEDICINE LK H S	0	66,551	10,000	0	48%	0
SHERIDAN	OUTLOOK K-12	70,821	269,223	40,383	30,438	3%	1,007
SHERIDAN	PLENTYWOOD ELEM	128,086	216,153	32,423	95,663	48%	46,291
SHERIDAN	PLENTYWOOD H S	95,629	287,639	43,146	52,483	54%	28,088
SHERIDAN	WESTBY ELEM	66,732	0	10,000	56,732	33%	18,869
SHERIDAN	WESTBY H S	63,446	39,745	10,000	53,446	58%	30,883
SILVER BOW	BUTTE ELEM	1,090,580	4,904,678	735,702	354,878	53%	186,823
SILVER BOW	BUTTE H S	429,222	1,392,985	208,948	220,274	45%	99,094
SILVER BOW	DIVIDE ELEM	10,000	26,096	10,000	0	0%	0
SILVER BOW	MELROSE ELEM	10,000	20,741	10,000	0	45%	0
SILVER BOW	RAMSAY ELEM	54,600	245,195	36,779	17,821	0%	0
STILLWATER	ABSAROEKEE ELEM	93,652	243,887	36,583	57,069	32%	18,198
STILLWATER	ABSAROEKEE H S	65,197	199,026	29,854	35,343	23%	8,159
STILLWATER	COLUMBUS ELEM	128,334	239,595	35,939	92,395	50%	46,139
STILLWATER	COLUMBUS H S	84,823	169,828	25,474	59,349	53%	31,173
STILLWATER	FISHTAIL ELEM	10,000	37,151	10,000	0	0%	0
STILLWATER	MOLT ELEM	10,000	9,640	10,000	0	0%	0
STILLWATER	NYE ELEM	3,206	17,330	10,000	0	0%	0
STILLWATER	PARK CITY ELEM	73,927	76,399	11,460	62,467	66%	41,527

COUNTY	DISTRICT	CURRENT RESERVES	REVENUE FROM DIST LEVIES	NEW RESERVE LIMIT	EXCESS RESERVES	STATE SHARE OF GTB	STATE SAVINGS
STILLWATER	PARK CITY H S	57,752	32,670	10,000	47,752	79%	37,553
STILLWATER	RAPELJE ELEM	30,000	104,469	15,670	14,330	0%	0
STILLWATER	RAPELJE H S	29,713	89,331	13,400	16,313	8%	1,342
STILLWATER	REEDPOINT ELEM	0	75,308	11,296	0	21%	0
STILLWATER	REEDPOINT H S	26,500	34,284	10,000	16,500	66%	10,968
SWEET GRASS	BIG TIMBER ELEM	107,199	260,251	39,038	68,161	46%	31,569
SWEET GRASS	BRIDGE ELEM	5,602	13,144	10,000	0	0%	0
SWEET GRASS	GREYCLIFF ELEM	10,000	42,051	10,000	0	0%	0
SWEET GRASS	MCLEOD ELEM	10,000	12,446	10,000	0	0%	0
SWEET GRASS	MELVILLE ELEM	10,000	31,980	10,000	0	0%	0
SWEET GRASS	SWEET GRASS CO HS	99,845	277,840	41,676	58,169	41%	23,881
TETON	BYNUM ELEM	9,736	16,099	10,000	0	60%	0
TETON	CHOTEAU ELEM	115,669	288,583	43,287	72,382	42%	30,366
TETON	CHOTEAU H S	98,488	374,470	56,170	42,318	35%	14,963
TETON	DUTTON ELEM	46,114	202,584	30,388	15,727	0%	0
TETON	DUTTON H S	41,478	182,568	27,385	14,093	19%	2,657
TETON	FAIRFIELD ELEM	77,387	104,405	15,661	61,726	66%	40,655
TETON	FAIRFIELD H S	71,539	85,919	12,888	58,651	70%	41,017
TETON	GOLDEN RIDGE ELEM	12,507	11,879	10,000	2,507	67%	1,677
TETON	GREENFIELD ELEM	27,400	31,715	10,000	17,400	62%	10,762
TETON	PENDROY ELEM	4,982	2,346	10,000	0	0%	0
TETON	POWER ELEM	43,679	98,078	14,712	28,967	56%	16,205
TETON	POWER H S	37,100	43,564	10,000	27,100	72%	19,597
TOOLE	GALATA ELEM	11,440	21,750	10,000	1,440	0%	0
TOOLE	SHELBY ELEM	189,450	441,844	66,277	123,173	46%	56,970
TOOLE	SHELBY H S	128,300	328,776	49,316	78,984	24%	18,610
TOOLE	SUNBURST ELEM	91,009	110,750	16,613	74,396	9%	6,692
TOOLE	SUNBURST H S	80,002	163,278	24,492	55,510	12%	6,420
TREASURE	HYSHAM ELEM	49,788	237,320	35,598	14,190	0%	0
TREASURE	HYSHAM H S	49,348	254,920	38,238	11,110	9%	1,039
VALLEY	FRAZER ELEM	0	104,123	15,618	0	49%	0
VALLEY	FRAZER H S	0	135,040	20,256	0	0%	0
VALLEY	FT PECK ELEM	20,000	29,956	10,000	10,000	53%	5,318
VALLEY	GLASGOW ELEM	290,000	1,053,605	158,041	131,959	38%	50,368
VALLEY	GLASGOW H S	170,750	641,816	96,272	74,478	36%	27,060
VALLEY	HINSDALE ELEM	38,739	137,533	20,630	18,109	0%	0
VALLEY	HINSDALE H S	43,498	147,470	22,121	21,378	0%	0
VALLEY	LUSTRE ELEM	28,060	68,956	10,343	17,717	0%	0
VALLEY	NASHUA ELEM	52,312	122,113	18,317	33,995	48%	16,294
VALLEY	NASHUA H S	53,000	119,752	17,963	35,037	64%	22,513
VALLEY	OPHEIM K-12	100,046	394,243	59,136	40,910	0%	0
WHEATLAND	HARLOWTON ELEM	0	118,559	17,784	0	64%	0
WHEATLAND	HARLOWTON H S	0	309,645	46,447	0	24%	0
WHEATLAND	JUDITH GAP ELEM	42,661	111,106	16,666	25,995	31%	8,050
WHEATLAND	JUDITH GAP H S	17,477	49,145	10,000	7,477	65%	4,841
WHEATLAND	SHAWMUT ELEM	10,000	0	10,000	0	0%	0
WHEATLAND	TWO DOT ELEM	9,880	25,077	10,000	0	0%	0
WIBAUX	WIBAUX K-12	153,956	99,435	14,915	139,041	0%	0
YELLOWSTONE	BILLINGS ELEM	3,274,543	8,025,617	1,203,842	2,070,701	48%	1,000,703
YELLOWSTONE	BILLINGS H S	1,873,194	4,777,164	716,575	1,156,620	38%	438,738
YELLOWSTONE	BLUE CREEK ELEM	32,042	76,601	11,490	20,552	34%	6,930
YELLOWSTONE	BROADVIEW ELEM	51,300	223,174	33,476	17,824	0%	0
YELLOWSTONE	BROADVIEW H S	50,800	182,978	27,447	23,353	0%	0
YELLOWSTONE	CANYON CRK ELEM	70,240	100,582	15,087	55,152	66%	36,459
YELLOWSTONE	CUSTER K-12	73,825	189,274	28,391	45,434	0%	0
YELLOWSTONE	ELDER GROVE ELEM	48,211	100,643	15,097	33,114	63%	20,753
YELLOWSTONE	ELYSIAN ELEM	32,749	176,729	26,509	6,240	0%	0
YELLOWSTONE	HUNTLEY PROJ ELEM	156,860	377,980	56,697	100,163	42%	41,956
YELLOWSTONE	HUNTLEY PROJ HS	94,300	192,586	28,888	65,412	47%	31,022
YELLOWSTONE	INDEPENDENT ELEM	45,716	96,836	14,525	31,190	50%	15,474

EXHIBIT 3  
12-2-93  
HB 22

COUNTY	DISTRICT	CURRENT RESERVES	REVENUE FROM DIST LEVIES	NEW RESERVE LIMIT	EXCESS RESERVES	STATE SHARE OF GTB	STATE SAVINGS
YELLOWSTONE	LAUREL ELEM	214,927	1,214,470	182,170	32,757	47%	15,339
YELLOWSTONE	LAUREL H S	103,507	413,857	62,079	41,429	53%	22,122
YELLOWSTONE	LOCKWOOD ELEM	376,713	719,840	107,976	268,737	56%	149,615
YELLOWSTONE	MORIN ELEM	11,311	21,010	10,000	1,311	0%	0
YELLOWSTONE	PIONEER ELEM	13,374	57,700	10,000	3,374	40%	1,364
YELLOWSTONE	SHEPHERD ELEM	145,736	161,176	24,176	121,560	70%	84,729
YELLOWSTONE	SHEPHERD H S	119,301	172,805	25,921	93,380	68%	63,632
YELLOWSTONE	YELLOWSTONE EDUCATION CT	38,434	0	10,000	28,434	0%	0
TOTALS		51,132,915	138,862,584	22,041,432	30,346,638		15,037,959



EXHIBIT 4  
DATE 12-2-93  
HB 22

HOUSE OF REPRESENTATIVES  
EDUCATION AND CULTURAL RESOURCE COMMITTEE

ROLL CALL VOTE

BILL NO. HB 22

DATE 12-2-93

*Rep. Dolezal Moved To Adopt Amendments*

NAME	AYE	NO
REP. H.S. "SONNY" HANSON, CHAIRMAN	✓	
REP. ALVIN ELLIS, VICE CHAIRMAN	✓	
REP. DIANA WYATT, VICE CHAIR		✓
REP. RAY BRANDEWIE	✓	
REP. FRITZ DAILY		✓
REP. ERVIN DAVIS		✓
REP. ED DOLEZAL		✓
REP. DAN HARRINGTON		✓
REP. JACK HERRON	✓	
REP. BOB GERVAIS		✓
REP. BEA MCCARTHY		✓
REP. SCOTT McCULLOCH		✓
REP. NORM MILLS	✓	
REP. BILL REHBEIN	✓	
REP. SAM ROSE	✓	
REP. DICK SIMPKINS	✓	
REP. WILBUR SPRING	✓	
REP. NORM WALLIN	✓	
	10	8

EXHIBIT 5  
DATE 12-2-93  
HB 22

HOUSE OF REPRESENTATIVES  
EDUCATION AND CULTURAL RESOURCE COMMITTEE

ROLL CALL VOTE

BILL NO. HB 22

DATE 12-2-93

Rep Ellis Moved HB 22 DPAA

NAME	AYE	NO
REP. H.S. "SONNY" HANSON, CHAIRMAN	✓	
REP. ALVIN ELLIS, VICE CHAIRMAN	✓	
REP. DIANA WYATT, VICE CHAIR		✓
REP. RAY BRANDEWIE	✓	
REP. FRITZ DAILY		✓
REP. ERVIN DAVIS		✓
REP. ED DOLEZAL		✓
REP. DAN HARRINGTON		✓
REP. JACK HERRON	✓	
REP. BOB GERVAIS		✓
REP. BEA MCCARTHY		✓
REP. SCOTT MCCULLOCH		✓
REP. NORM MILLS	✓	
REP. BILL REHBEIN	✓	
REP. SAM ROSE	✓	
REP. DICK SIMPKINS	✓	
REP. WILBUR SPRING	✓	
REP. NORM WALLIN	✓	
	10	8