

MINUTES OF THE MEETING  
HUMAN SERVICES SUBCOMMITTEE  
MONTANA STATE  
HOUSE OF REPRESENTATIVES

February 21, 1985

The meeting of the Human Services Subcommittee was called to order by Chairman Cal Winslow on February 21, 1985 at 7:06 a.m. in Room 108 of the State Capitol.

ROLL CALL: All members were present.

Chairman Winslow said the committee will start with an overview of the Department of Labor and Industry until 8:30 a.m., at which time they will discuss GA.

DEPARTMENT OF LABOR AND INDUSTRY

Dave Wanzenried (56:B:009), commissioner of the Department of Labor and Industry, introduced the staff that will be working with him during the meeting, and introduced the administrators of the various bureaus and divisions:

Rod Sager  
Brian McCullough  
Bob Jensen  
Anne MacIntyre  
Dan Miles  
Mike Stump

Dick Kane  
Gary Blewett  
Chet Rusek  
Gary Curtis  
Peg Hartman

He gave everyone an organizational chart (EXHIBIT 1) and discussed the divisions within the department and their administrators. He said the major funding source for the department is federal, that 94 percent of the total funding for the department comes from sources other than the general fund. He referred to the pie chart showing the expenditures by fund in the department (EXHIBIT 2). He discussed the amount of dollars that were distributed to the two trust funds the department oversees: The unemployment trust fund, and the worker's compensation trust fund. He also distributed and discussed a handout showing the Job Training and Partnership Act (JTPA) and the Private Industry Councils (PIC) (EXHIBIT 3).

Dave Wanzenried discussed the following divisions, their responsibilities, the concerns involved, and the funding:

Commissioner's Office (EXHIBIT 4). The two concerns in relation to the commissioner's office are:

- 1) The proposed elimination of the deputy commissioner's position

- 2) The omission of funds for dues to the Interstate Conference of Employment Security of \$8,000 per year.

Chairman Winslow asked what other professional organizations the labor department belongs to; they belong to two others.

Representative Rehberg asked if the other states in the country pay the same amount of dues for the Interstate Conference of Employment Security; they said they will get that information.

Discussion followed concerning what is being done in regard to the closure of the Job Corps in the state, the salary of the deputy director, and money spent from an empty FTE allocation.

Additional discussion followed concerning what an automation study is, additional hours attributable to the commissioner's position, and what they account for.

Labor Standards Division (EXHIBIT 5). The three concerns in relation to this division are:

- 1) The allocation of the full-time FTE equivalence
- 2) The proposal of the LFA that the department undertake receiving funding from the Veteran's Administration
- 3) The number of FTEs allocated in this program.

Dave Wanzenried recommended the committee provide the department with the funding proposed by the executive request.

Appeals Division (EXHIBIT 6). Dave Wanzenried discussed the division and the pie chart attached.

Centralized Services Division (EXHIBIT 7).

Chairman Winslow asked if the computer software and additional automation requested in the budget is replacement or new requisitions; it is new, and associated with the office automation project to improve the operation of correspondence and general improvement of the processing of work.

Dave Wanzenried said one of the issues concerning this division is the LFA elimination of 3 FTE in the coming biennium. He said they have transferred 2 of these vacant FTE to Unemployment Insurance division.

Brian McCullough, from the Centralized Services Division, pointed out that the department has contracted with the university system on transferring the Montana Career

HUMAN SERVICES SUBCOMMITTEE

February 21, 1985

Page Three

Information System (MCIS) to the Department of Labor and Industry. He discussed two handouts concerning MCIS and the State Occupational Coordinating Committee (SOICC) (EXHIBIT 8).

He said this is a merger of these two programs to make them stronger and more efficient.

Discussion followed concerning how the public knows that these programs are there, and how Job Service gets this information when they want to access it. He mentioned a program called 'Micro Quest' which will allow anyone to access the information on where a person can get training. This information is on the university system computer network. He said the program's uses are broadening.

Discussion followed concerning the request to put this information on diskettes, and if this requires the same kind of equipment.

Bob Rafferty, chief of the Research Bureau, discussed the MicroQuest program. It is set up for the Apple and the IBM personal computers. There would be two kinds of diskettes.

Discussion followed concerning the removal of 3 FTE in the LFA budget and the addition of 3 FTE in the executive budget in the Centralized Services Division.

Rod Sager (57:A:360), chief of the Budget & Management Bureau, said that the Random Audit budget modification that is shown in the executive request is a continuation of a budget amendment that was approved during the last fiscal year and is in existence this year. The department is requesting that this modification be continued into the next biennium.

Dave Wanzenried pointed out that there is a \$15,500 difference between the two budgets in the Centralized Services Division for operating expenses, and he wanted the committee to look at this difference seriously.

Discussion followed concerning the connection with the department and the Office of Public Instruction in regard to the MCIS.

Chairman Winslow commented that it is frustrating that the public cannot get to this information when they need it.

DEPARTMENT OF SOCIAL AND REHABILITATIVE SERVICES

Lee Tickell gave everyone a handout listing the five

different scenarios requested by the committee for the department to work out and discussed this information (EXHIBIT 9).

Discussion followed concerning the poverty level staying at 50 percent for HB 843, and the 50 percent poverty level for the AFDC program, and for the department's interpretation of the auditor's report.

Additional discussion followed concerning the length of GA, people moving in from other counties, the average GA payment, emergency needs payments, and no assistance in Glacier County.

Representative Bradley asked Dave Lewis what would happen if an arbitrary age classification under 35 were set; he said they can statutorily set an age definition.

Chairman Winslow said the committee has to take some action on this issue soon and recommended accepting savings option #4; but the change would be to limit able-bodied between 35 years and 50 years to three months in any twelve month period.

Discussion followed concerning job training through the WIN program and other job training programs.

Dave Lewis gave everyone an amendment to be included in HB 843 that was forgotten in the drafting of the bill (EXHIBIT 10). This allows the non-state assumed counties to contract for physician's services, along with the state assumed counties.

ACTION ON HOUSE BILL NO. 843

Representative Rehberg (57:B:258) made a motion to accept the amendment included in EXHIBIT 10.

The motion PASSED.

Representative Rehberg made a motion to amend HB 843 to read: 'The elimination of able-bodied under 35 years to one month assistance per year, plus limit able-bodied between 35 years and 50 years to three months in any twelve month period, plus a delay of 60 days after approval for applications.'

Discussion followed concerning people moving from county to county for GA, and moving from another state into Montana for GA, and changing the amount of time people would receive GA payments.

Representative Bradley asked why the application delay

of 60 days is being included, and why there is a no-need basis of assistance in Glacier County.

Chairman Winslow asked how many people would be affected if this change would be accepted.

Further discussion followed concerning what the savings would be if this change was accepted and having all the counties affected by this.

Chairman Winslow said the committee has to go back and put more money in emergency funds; give \$100,000 per year in emergency funds and give the department some flexibility to work with local non-profit organizations to help those emergency cases. He also discussed the Butte community support and the possibility of increasing the millage by one at the local level, and put one-half of a mill into the workfare programs to expand them for workfare and job training.

Senator Christiaens discussed respite care and said he thought this is an area that the private sector can take care of, and particularly churches.

Chairman Winslow discussed the problem they might have in the non-state assumed counties is establishing able-bodied, because they do not have workfare programs.

Lee Tickell said most counties do have a workfare program, even though it might be a short and quick one.

Representative Bradley wanted to wait before taking action on HB 843 so she could make some telephone calls to certain counties because this change affects all the counties, and not all of them are aware of that.

ACTION ON HOUSE BILL NO. 38

Representative Rehberg (58:A:063) made a motion that HB 38 DO NOT PASS.

Senator Christiaens said that the funds are available if they look for them.

The motion PASSED.

ACTION ON HOUSE BILL NO. 430

Representative Bradley made a motion that HB 430 DO PASS.


Discussion followed concerning the similarity of this bill and what it funds, and the program of the health department.

HUMAN SERVICES SUBCOMMITTEE  
February 21, 1985  
Page Six

ROLL CALL VOTE

Request for a Roll Call Vote was made (58:A:138). The motion PASSED.

The meeting was adjourned at 9:37 a.m.

A handwritten signature in cursive script, appearing to read "Cal Winslow", is written over a horizontal line.

CAL WINSLOW, Chairman

DAILY ROLL CALL

## Human Services Subcommittee

49th LEGISLATIVE SESSION -- 1985

Date 2-21-85

[illegible]

COMMITTEE Human Services Subcommittee

[illegible]

Cal Winslow  
Chairman  
Cal Winslow

---

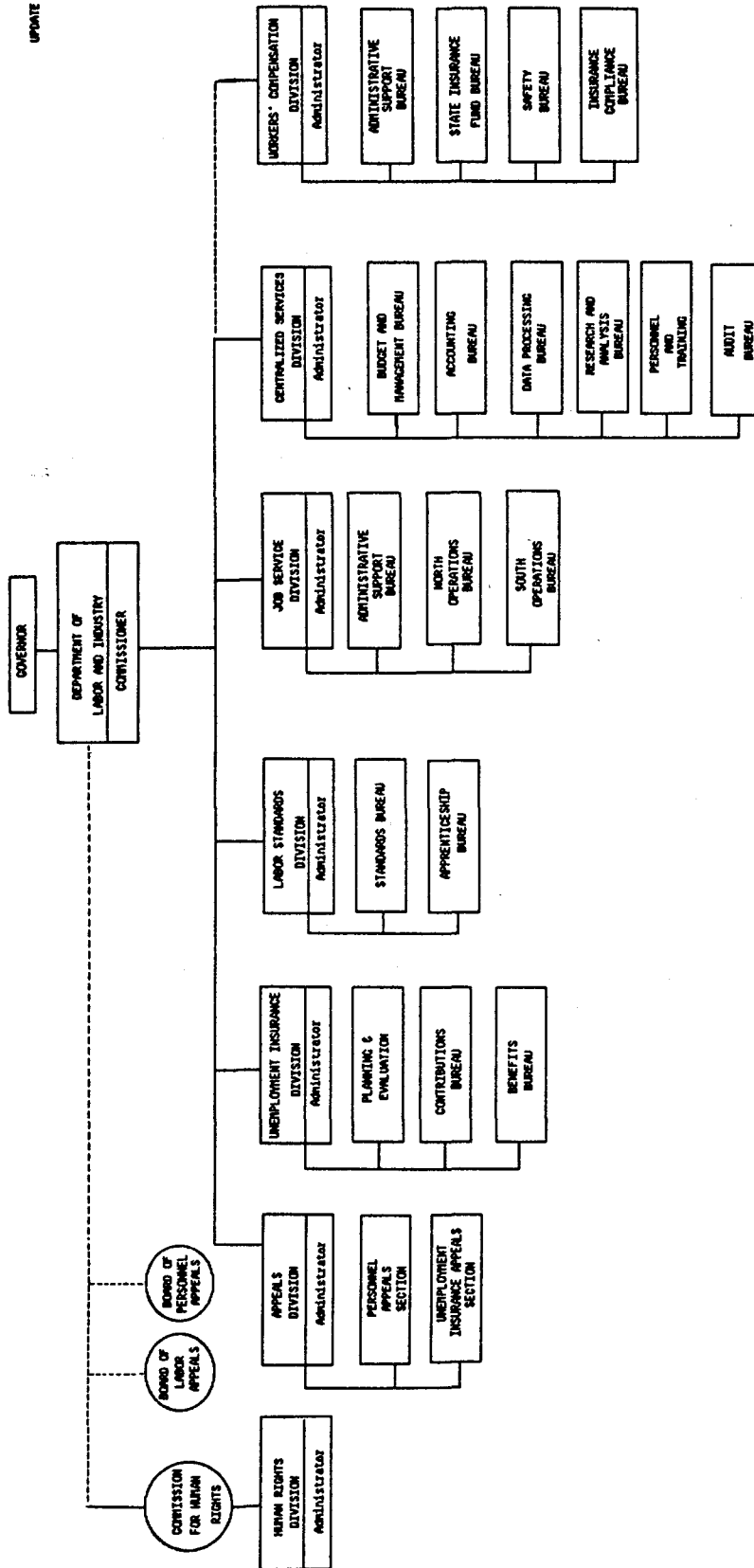
---

---

---

---

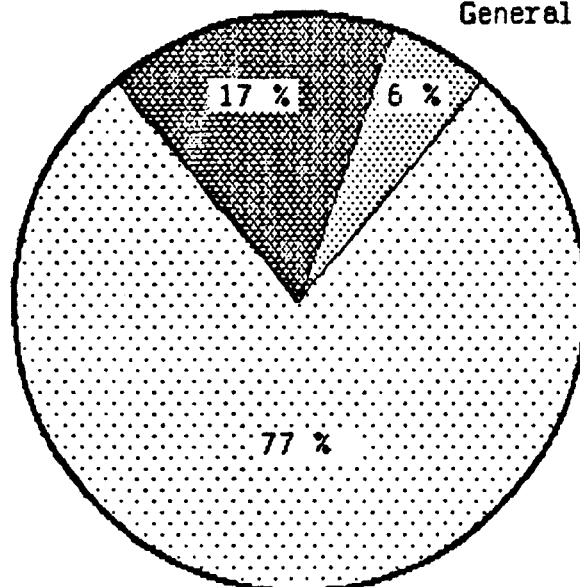




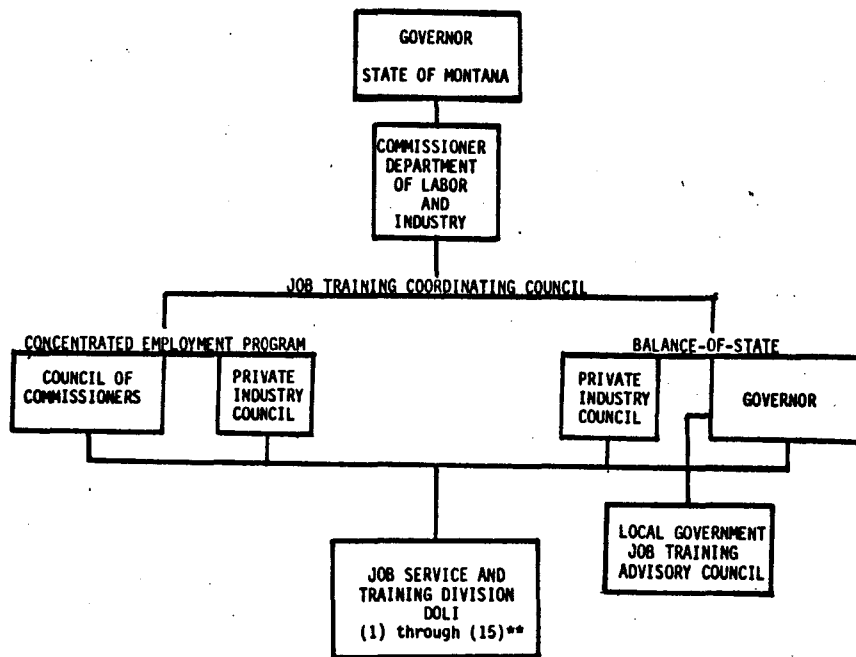
DEPARTMENT OF LABOR AND INDUSTRY  
Fiscal Year 84 Actual Expenditures  
By Fund Category

State & Other Special Revenue Funds

General Fund



Federal & Other Special Revenue Funds



OTHER PROGRAM OPERATORS

Department of Social and Rehabilitation Services (6)	Miles City Displaced Homemaker (MCCC) (6)
Department of Vocational Education Service/OPI (8)	Great Falls YMCA - DH (6)
Montana State AFL-CIO (8)(10)(13)	Gallatin Council (6)
Helena Vo-Tech Center	Havre HRDC (2)(6)(7)(9)
Butte Vo-Tech Center	Opportunities Inc. (9)
Montana Operating Engineers & Associated General Contractors (10)	Billings HRDC (2)(7)(9)
Anaconda Local Development Corp (6)	Action for Eastern Montana (HRDC) (2)(7)(9)
Assoc. for Retarded Citizens (6)	Kalispell HRDC (2)(7)(9)
Montana Farmers Union Rural Development (2)	Bozeman HRDC (2)(7)(9)
Research & Analysis - DOLI (8)(14)	Rocky Mt. Development Council (2)(7)(9)
Career Training Institute - DH (6)	Lewistown HRDC (2)(6)(7)(9)
Kalispell Displaced Homemaker (FVCC)(6)	Butte HRDC (7)(9)
Missoula YMCA - DH (6)	Missoula HRDC (2)(9)
Billings YMCA - DH (6)	Women in Employment Advisory Council (8)

JOB SERVICE LOCAL OFFICES

Anaconda (6)(7)(8)(11)	Glendive (6)(7)(11)	Livingston (6)(7)(11)
Billings East (12)	Great Falls (6)(7)(11)(12)	Miles City (6)(7)(11)
Billings West (6)(7)(10)(11)	Hamilton (6)(7)(11)	Missoula (6)(7)(11)(12)
Bozeman (6)(7)(11)(12)	Havre (6)(7)(11)	Polson (6)(7)(11)
Butte (6)(7)(10)(11)	Helena (6)(7)(11)(12)	Shelby (6)(7)(11)
Cut Bank (6)(7)(11)	Kalispell (6)(7)(11)	Sidney (6)(7)(11)
Dillon (6)(7)(10)(11)	Lewistown (6)(7)(11)	Thompson Falls (6)(7)(11)
Glasgow (6)(7)(11)	Libby (6)(7)(11)	Wolf Point (6)(7)(11)

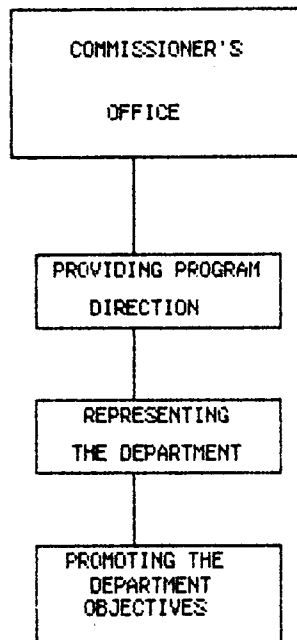
LEGEND

- |   |  |
|---|--|
| (1) Title IA Service Delivery System                      | (9) Title IIB Summer Youth Employment and Training                       |
| (2) Title IB Additional State Responsibilities            | (10) Title III Employment and Training Assistance for Dislocated Workers |
| (3) Title IC Program Requirements                         | (11) Title IVB Job Corps   |
| (4) Title ID Federal and Fiscal Administrative Provisions | (12) Title IVC Veterans Employment Programs                              |
| (5) Title IE Miscellaneous Provisions                     | (13) Title IV D National Programs  |
| (6) Title IIA Adult Programs                              | (14) Title IVE Labor Market Information                                  |
| (7) Title IIA Youth Programs                              | (15) Title V Miscellaneous Provisions                                    |
| (8) Title IIA Other                                       |  |

\*\*\* Administrative responsibility for all Titles of the Act show in Legend. Also responsible for administrative and staff support to all Councils.

UPDATE 12/26/84

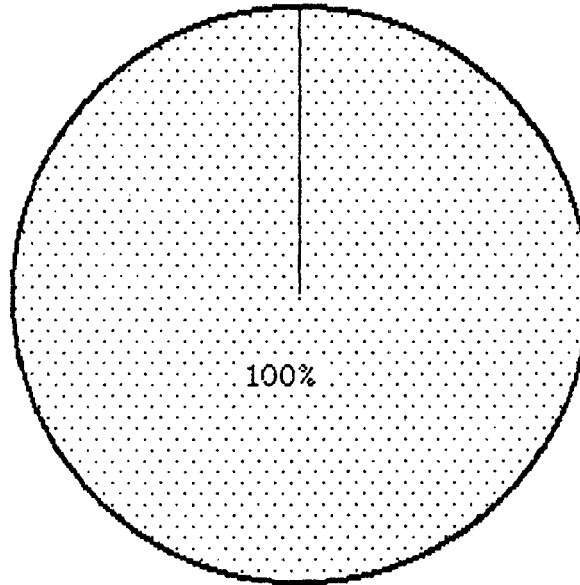
# FUNCTIONAL ORGANIZATIONAL CHART



Commissioner's Office

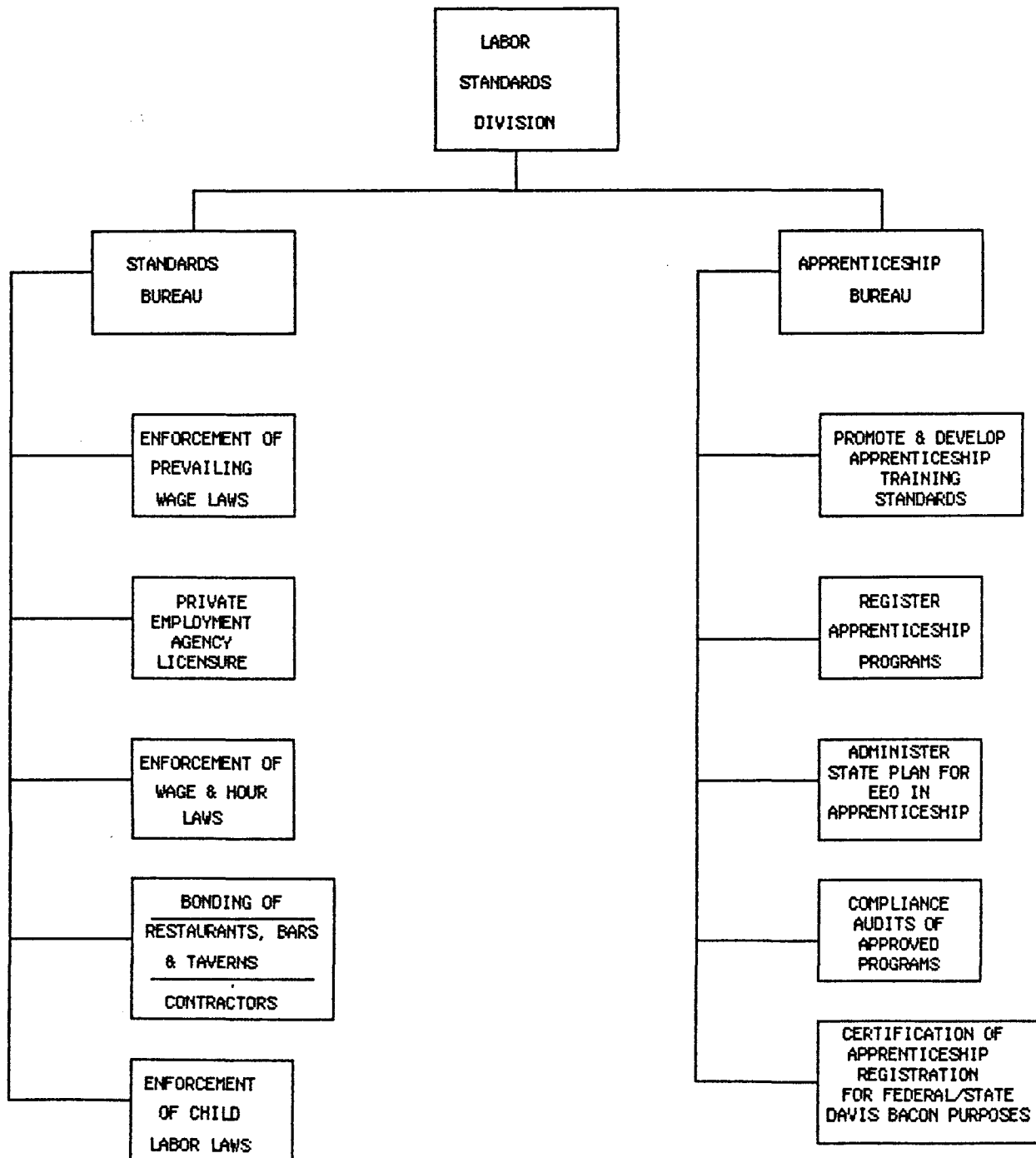
FY 84 Actual Expenditures

Federal & Other Special Revenue Fund(100%)



UPDATE 12/26/84

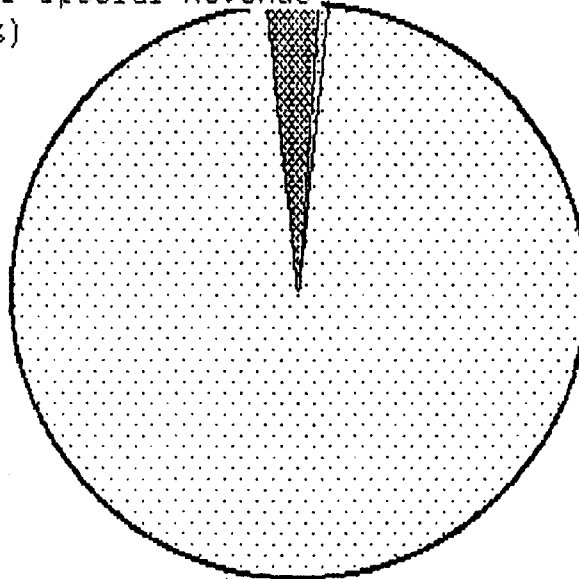
# FUNCTIONAL ORGANIZATIONAL CHART



Labor Standards Division

FY 84 Actual Expenditures

State Special Revenue Fund(1%)  
Federal & Other Special Revenue  
Funds(3%)

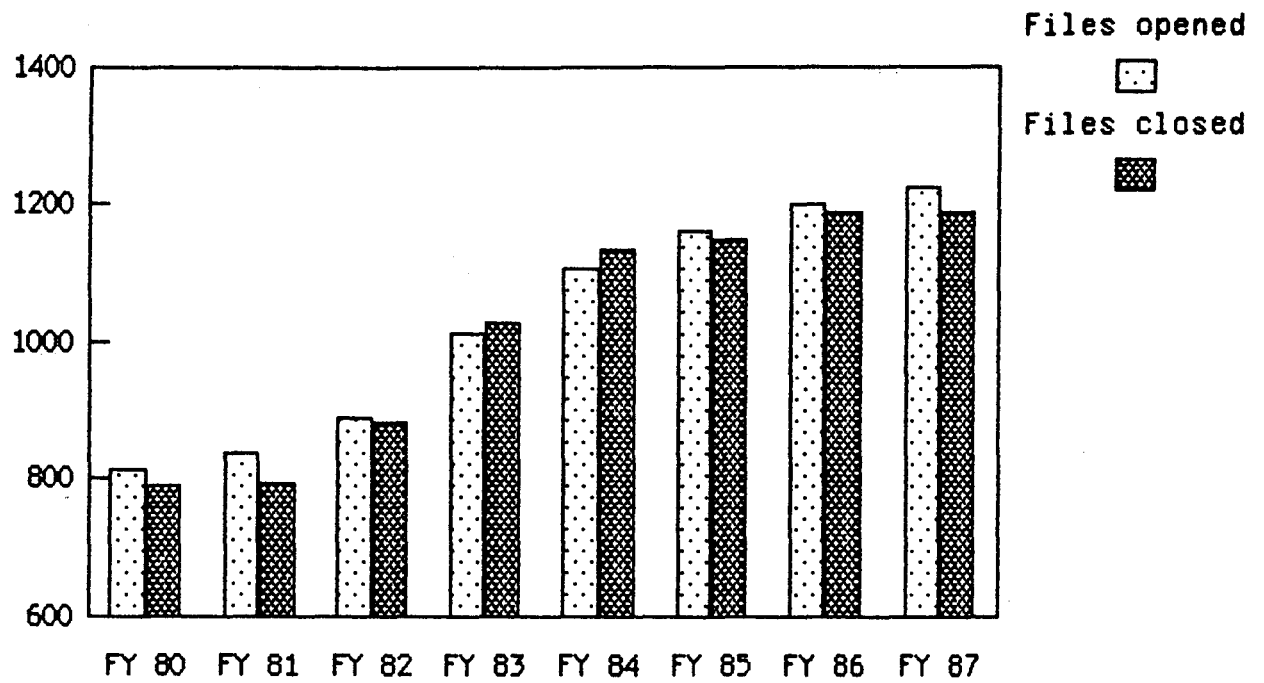


General  
Fund(96%)

Labor Standards Division

2/8/85

Case Files



Fiscal Year

Actual Thru FY 84/ Estimated FY 85 Thru FY 87

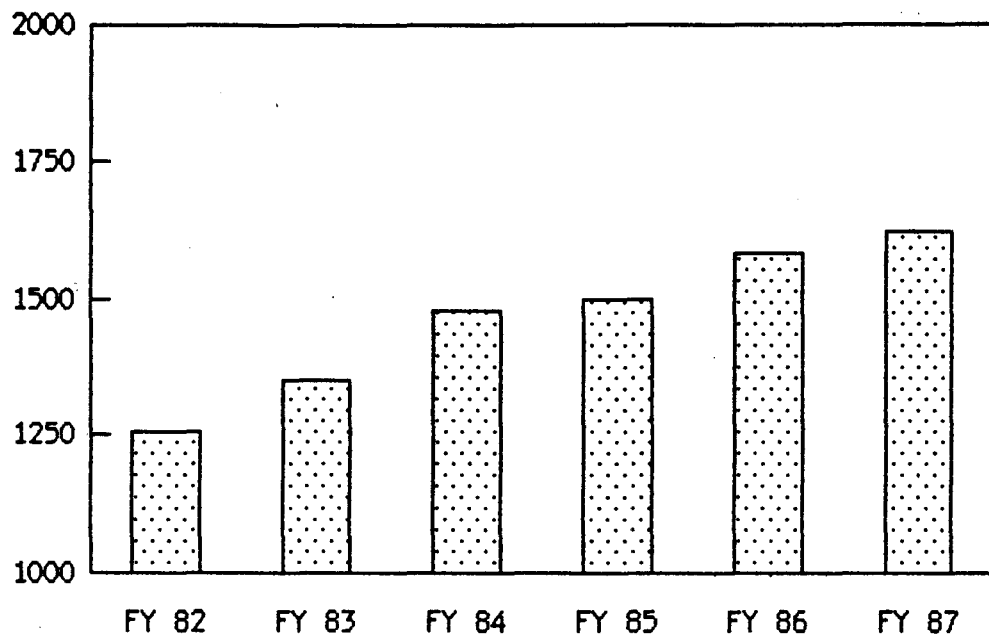


Labor Standards Division

2/8/85

Wage Claims Filed

Wage Claims



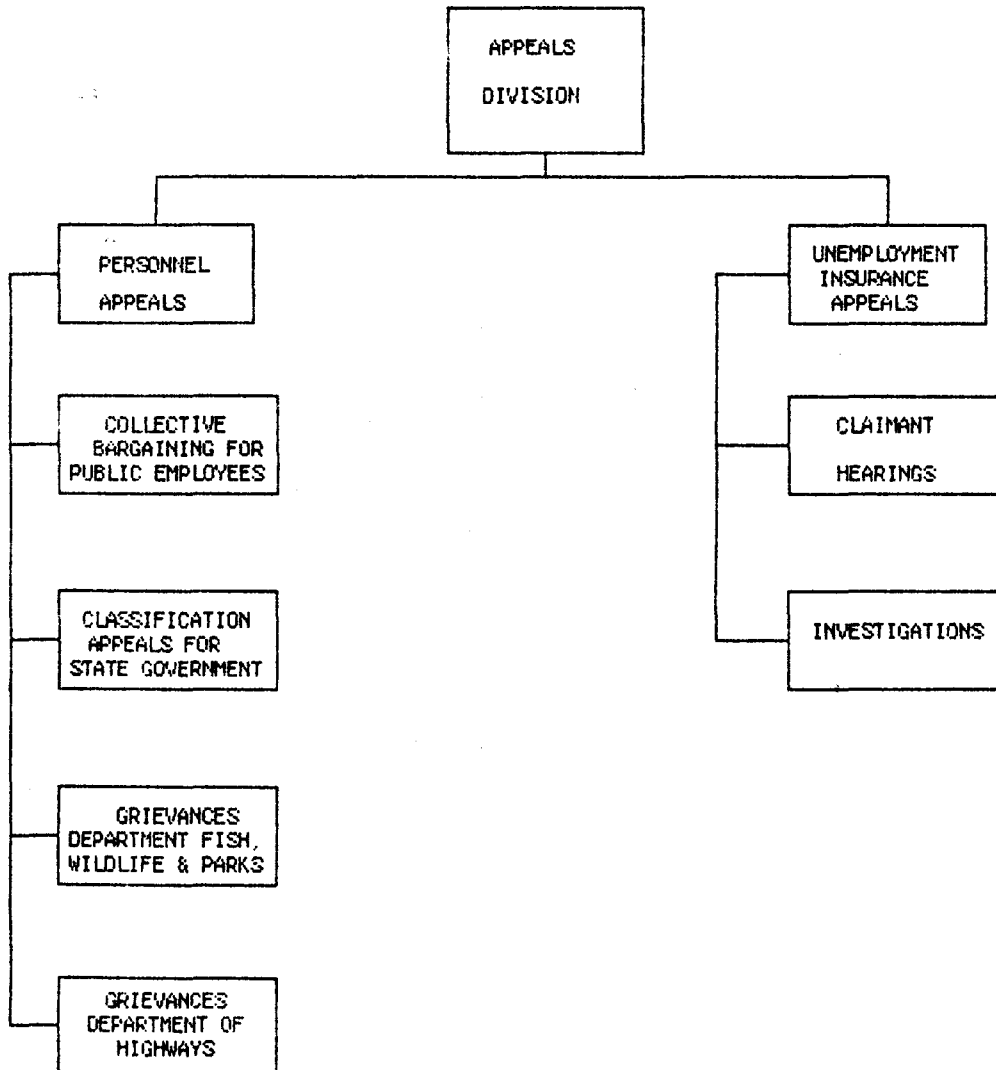
Fiscal Year

Actual Thru FY 84/ Estimated FY 85 Thru FY 87

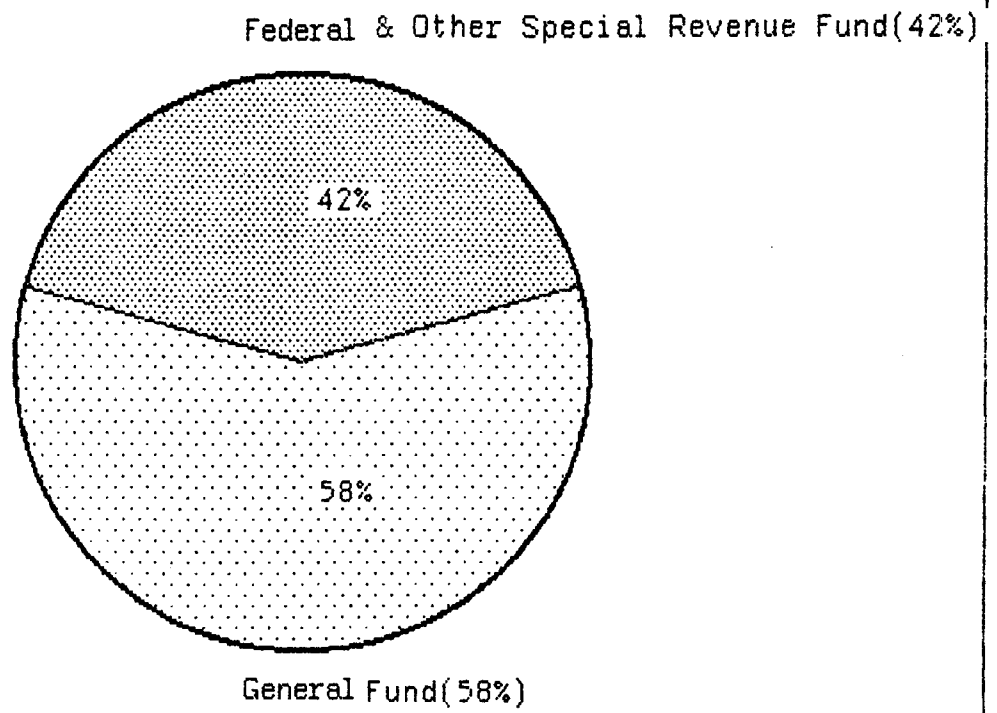
STATE OF MONTANA		WORKLOAD STATISTICS					PREPARED BY		Mike Stump Dick Kane	
DEPARTMENT OF LABOR & INDUSTRY		FOR Labor Standards Division					DATE PREPARED		12/7/84	
WORKLOAD ITEM	ACTUAL					ESTIMATED				
	FY 80	FY81	FY82	FY83	FY84	FY85	FY86	FY87		
RESTAURANT BOND ON FILE			360	367	320	370	400	400		400
CONTRACTOR'S BONDS ON FILE						150	155	155		155
AGE CERTIFICATES ISSUED					296	300	300	300		300
WAGE CLAIMS FILED				1352	1477	1500	1580	1620		1620
FORMAL HEARINGS	170	178	160	196	175	180	185	185		185
WAGES RECOVERED	\$276,802	\$349,808	\$406,582	\$459,480	\$555,705	\$550,000	\$560,000	\$560,000		\$560,000
PRIVATE EMPLOYMENT AGENCY LICENSES ISSUED					32	30	30	30		30
TELEPHONE CALLS	12,168	12,467	12,620	13,579	13,374	13,000	13,400	13,500		13,500
FILES OPENED	814	838	887	1011	1107	1160	1200	1225		1225
FILES CLOSED	789	792	881	1025	1134	1150	1190	1190		1190

UPDATE 12/26/84

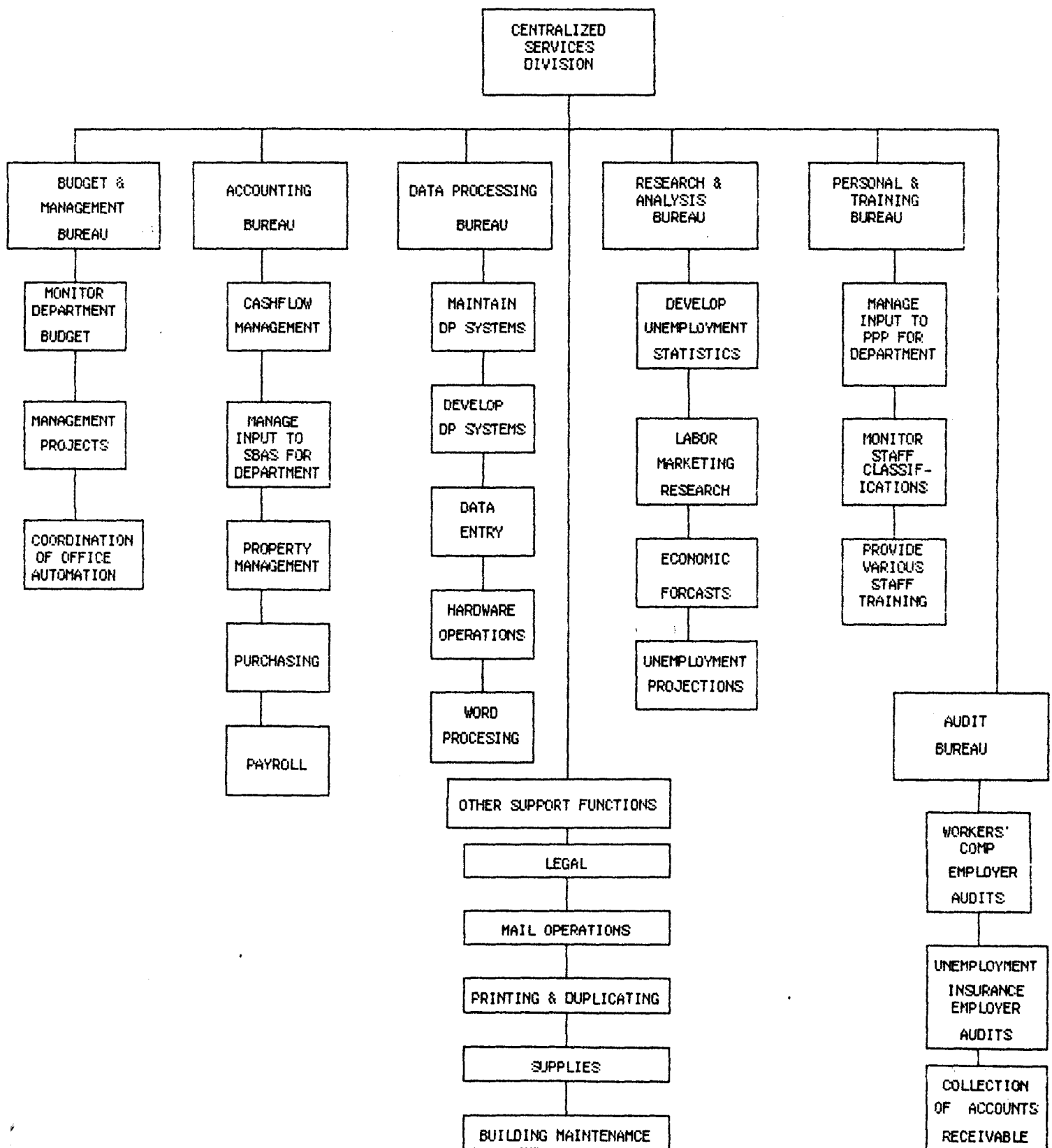
# FUNCTIONAL ORGANIZATIONAL CHART



Appeals Division  
FY 84 Actual Expenditures



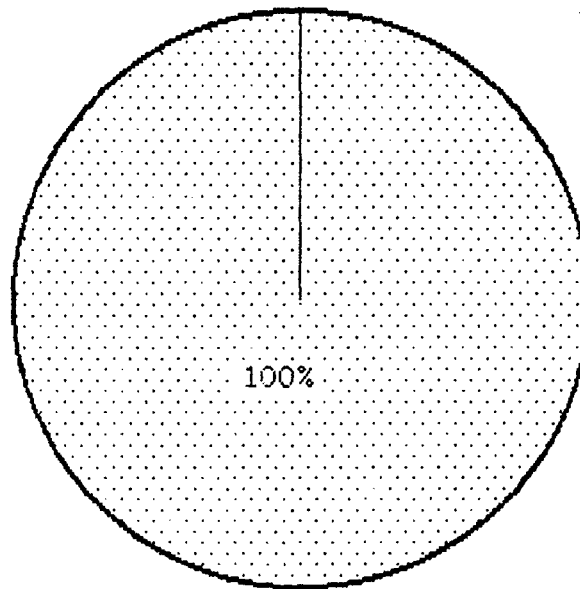
# FUNCTIONAL ORGANIZATIONAL CHART



Centralized Services Division

FY 84 Expenditures

Federal & Other Special Revenue Fund(100%)



REPORT EBSR106  
DATE : 01/07/85  
TIME : 17/47/35

OFFICE OF BUDGET & PROGRAM PLANNING  
EXECUTIVE BUDGET SYSTEM  
AGENCY/PROGRAM/CONTROL --- BUDGET WORKSHEET

AGENCY : 5102 COMMISSIONER OF HIGHER ED  
PROGRAM : 07 MONTANA CAREER INFORMATION SYS  
CONTROL : 51026 FTE BASE ADJUSTMENT

AE/OE	DESCRIPTION	OBPP FY 86	Adj. Mod.	DIFF. FY 86	SUB-CMT. FY 86	OBPP FY 87	MODIFIED LEVEL SERVICES ONLY Adj. Mod.	DIFF. FY 87	SUB-CMT. FY 87
0000	FULL TIME EQUIVALENT (FTE)	<del>1,09</del>	1.00			<del>1,09</del>	1.00		
1100	SALARIES	<del>21,604</del>	19,897			<del>21,604</del>	19,897		
1400	EMPLOYEE BENEFITS	<del>3,109</del>	2,944			<del>3,200</del>	2,954		
1500	HEALTH INSURANCE	<del>1,200</del>	1,200			<del>1,200</del>	1,200		
1600	VACANCY SAVINGS	<del>1,040</del>	-962			<del>1,040</del>	-962		
2100	TOTAL LEVEL Contracted Services	<del>24,953</del>	23,079			<del>24,964</del>	23,089		
	TOTAL PROGRAM	<del>24,953</del>	20,000			<del>24,964</del>	20,000		
			43,079				43,089		
03804	MONTANA LEARNING SERVICES	<del>24,953</del>	23,079			<del>24,964</del>	23,089		
03122	SOICC	<del>24,953</del>	20,000			<del>24,964</del>	20,000		
	TOTAL PROGRAM		43,079				43,089		

SOICC and MCIS

State Occupational Coordinating Committee (SOICC) - Provides statewide information on the supply of workers in various occupational categories versus the demand by employees for these workers.

Montana Career Information System (MCIS) - Provides statewide career and educational information system which is used by youth and adults in selecting occupations and/or schools that provide appropriate training.

MCIS/SOICC Merger

FY 84/FY 85 Location

- MCIS - Commissioner of Higher Education
- SOICC - Department of Labor & Industry

Merger Reviewed by:

- Commissioner of Higher Education
- Commissioner of Labor & Industry
- MCIS Advisory Council
- Montana SOICC Technical Steering Committee
- Montana SOICC Committee

Reason for Merger

- To locate programs in major area of funding.
- To locate functions dealing with different aspects of common subject in a similar location.
- To provide one location to call when asking for career information.
- To deliver the same services to more Montanans.



## Centralized Services MCIS/SOICC Modification

### Modification Description

The addition of one FTE is to provide for the following services to MCIS:

- Analyze labor market data as it relates to MCIS functions.
- Maintain and update the occupational file and QUEST file for MCIS.
- Develop and maintain network of contacts for the collection and verification of occupational data.
- Manage the development of the occupations book.
- Coordinate the installation of updated MCIS files at computer centers throughout the state.

Contracted services request for SOICC provides the Montana SOICC the ability to enhance its services to Montanans through development of a Micro Computer based Occupational Information System. As a result of these grants there will be a broader more effective use of SOICC information in the State.

Exhibit 9  
2-21-85

DEPARTMENT OF SOCIAL AND REHABILITATION SERVICES  
ECONOMIC ASSISTANCE DIVISION

State General Assistance  
Cost Projection FY86-87

Assumptions/Comments:

Total Exp.                   \$13,227,948  
Executive Budget            5,681,117  
\$ 7,546,831--projected Deficit

50% poverty FY86  
50% poverty FY87  
12.3% caseload growth/yr  
Day 1 cases: 1737  
Caseload avg. FY86 - 1844  
Caseload avg. FY87 - 2070  
(See Table #9)

---

Savings Options:

#1	\$7,546,831 5,006,533 <u>(2,540,298)</u>	#1-Eliminate all able bodied under 50 years old
#2	\$7,546,831 3,441,991 <u>(4,104,840)</u>	#2-Eliminate able bodied under 35 years old
#3	\$7,546,831 2,581,493 <u>(4,965,338)</u>	#3-Limit able bodied under 35 years to one month assistance per year
#4	\$7,546,831 2,581,493 891,789 <u>(4,073,549)</u>	#4-Limit able bodied under 35 years to one month assistance per year (see #3) plus limit able bodied between 35 years and 50 years to two months in any twelve month period
#5	\$7,546,831 -0- <u>(7,546,831)</u>	#5-Delay applications for 60 days -Administratively not feasible -Currently because of under staffing A typical delay is 15-30 days except for emergencies -No savings estimated

AMENDMENTS TO HOUSE BILL 843  
(Re: Public Assistance)

1. Page 11  
Following: line 9  
Insert: "NEW SECTION. Section 6. Selection of medical  
providers. In arranging for medical care for those  
unable to provide it for themselves the county boards  
of public welfare or the department may select a med-  
ical provider."  
Renumber: subsequent sections

Submitted by Department of Social and Rehabilitation Services.

Summary of amendment: This amendment re-inserts section  
53-3-103(2), MCA which was inadvertently deleted on page 26, line  
1 through 6 of this bill.

## VISITORS' REGISTER

Human Services Sub COMMITTEE

BILL NO. \_\_\_\_\_

DATE 2-21-85

SPONSOR \_\_\_\_\_

NAME (please print)	RESIDENCE	SUPPORT	OPPOSE
Anne MacIntyre	Dept of L & J		
Bob Jensen	Dept of L & J		
Peg Hartman	"		
Dick Kane	"		
Gary Curtis	"		
Chet Rusek	"		
Gary Blewett	"		
Rod Sager	"		
Brian McCullough	"		

IF YOU CARE TO WRITE COMMENTS, ASK SECRETARY FOR WITNESS STATEMENT FORM.

PLEASE LEAVE PREPARED STATEMENT WITH SECRETARY.