

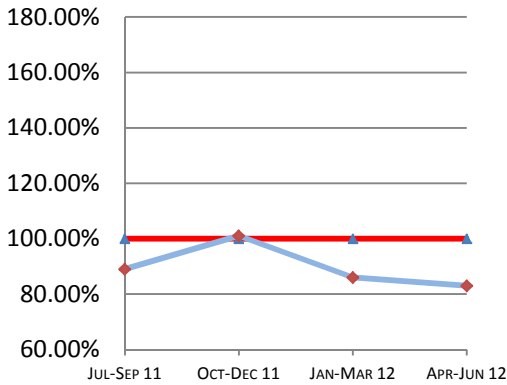
# Montana Supreme Court

## Case Processing Measures

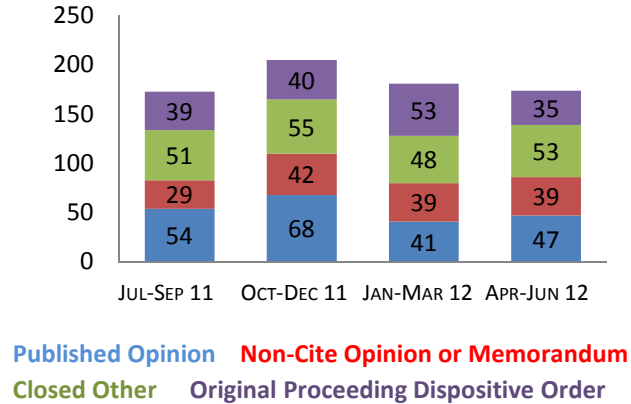
### Quarterly Report

Apr-Jun 2012

#### Case Clearance



#### Manner of Disposition



#### Age of Pending Cases as of: 07/01/12

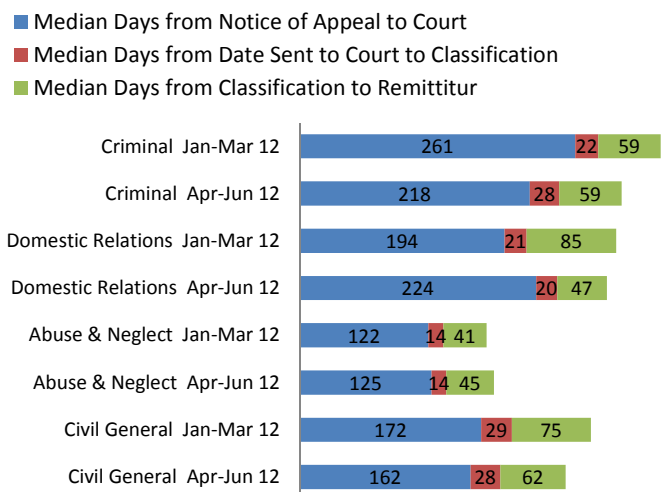
Age in Days from Date Sent to Court	# Cases Less than 365 Days Old	# Cases More than 365 Days Old	Percent Current (less than 365 days old)
<b>Direct Appeal</b>			
Civil General	74	1	99%
Domestic Relations	6	0	100%
Abuse & Neglect	4	0	100%
Criminal	31	0	100%
<b>Direct Appeal All</b>	<b>115</b>	<b>1</b>	<b>99%</b>
<b>Original Proceedings</b>			
	30	0	100%

#### 2nd Quarter 2012 Highlights

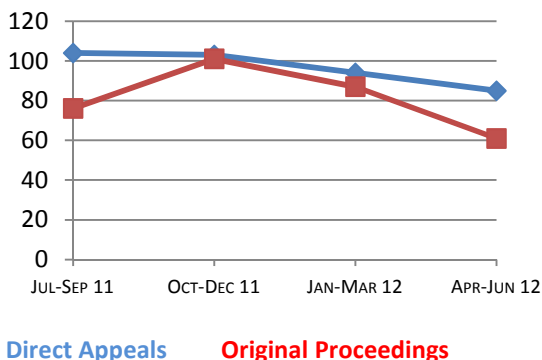
\*With 188 cases filed and 156 cases closed in the 2nd Quarter of 2012, case clearance rates dropped from 86% in the 1st Quarter to 82% in the 2nd Quarter.

\*When compared to 1st Quarter 2012 disposition time for direct appeals decreased from 94 days to 85 days in the 2nd Quarter. Additionally, original proceedings disposition time decreased from 87 days to 61 days in the same timeframe.

#### Direct Appeal Lifecycle - Median Days by Case Type



#### Time to Disposition



**Case Clearance:** The ratio between the number of cases closed (outgoing) and the number of cases filed (incoming).

**Manner of Disposition:** The manner by which the Court disposes of its cases.

**Age of Pending Cases:** The age of the Court's active cases (does not include stayed cases).

**Time to Disposition:** The length of time (median days) it takes the Court to dispose of cases.

*Baseline information and a description of the methodology used is available at [www.courts.mt.gov](http://www.courts.mt.gov)*